



**Alumil**  
Building excellence every day

**2016**

ΚΑΤΑΛΟΓΟΣ  
ΕΞΑΡΤΗΜΑΤΩΝ  
ACCESSORIES  
CATALOG

# Contents

<b><u>ADHESIVES AND SEALANTS</u></b> .....	<b><u>3</u></b>
<u>ADHESIVES AND SEALANTS ALUMIL</u> .....	4
<b><u>ALUMIL INSECT SCREENS</u></b> .....	<b><u>6</u></b>
<u>FLY SCREEN PET</u> .....	7
<u>FLY SCREEN ALUMINIUM</u> .....	8
<u>FLY SCREEN FIBERGLASS SOFT</u> .....	10
<b><u>ALUMINIUM SHEETS</u></b> .....	<b><u>12</u></b>
<u>GRATINGS - OTHER ALUMINIUM SHEETS</u> .....	13
<b><u>CONNECTORS</u></b> .....	<b><u>14</u></b>
<u>DIE CASTED T-CLEATS</u> .....	15
<u>GUIDERAIL CONNECTORS</u> .....	17
<u>OFFICE CONNECTORS</u> .....	19
<u>OTHER CONNECTORS</u> .....	20
<u>T CONNECTORS</u> .....	22
<b><u>CORNERS</u></b> .....	<b><u>26</u></b>
<u>ALIGNMENT CORNER</u> .....	27
<u>DIE CAST CORNER</u> .....	32
<u>DOUBLE CRIMPING CORNER</u> .....	34
<u>MECHANICAL CORNER CLEAT</u> .....	46
<u>OTHER MATERIALS FOR CORNERS</u> .....	52
<u>PLASTIC CORNER CLEAT</u> .....	53
<u>PRESS CORNER</u> .....	54
<u>REIZ CORNER</u> .....	56
<u>VARIABLE CORNER CLEAT</u> .....	57
<b><u>CREMONES</u></b> .....	<b><u>60</u></b>
<u>CREMONES ALUMIL LOGO</u> .....	61
<b><u>DOOR AUTOMATIONS</u></b> .....	<b><u>62</u></b>
<u>AUTOMATIC SLIDING DOORS</u> .....	63
<u>AUTOMATIC SWING DOORS</u> .....	65
<u>ELECTRICAL FANLIGHT/SKYLIGHT OPENER GEZE</u> .....	66
<u>GEZE DOOR CLOSER</u> .....	67
<u>MANUAL FANLIGHT/SKYLIGHT OPENER GEZE</u> .....	70
<b><u>FACADE ACCESSORIES</u></b> .....	<b><u>72</u></b>
<u>CURTAIN-WALL TRANSOM SET</u> .....	73
<u>FACADE ANCHORAGE ACCESSORIES</u> .....	74
<u>FACADE ARMS / HINGES</u> .....	77
<u>FACADE CONNECTORS</u> .....	80
<u>FACADE COVERS</u> .....	83
<u>FACADE INSULATORS</u> .....	86
<u>FACADE OTHERS</u> .....	88
<u>FACADE THERMAL BRAKE</u> .....	89
<u>GLASS PANE FIXTURES</u> .....	91
<u>OTHER FACADE LOCKS</u> .....	92
<b><u>FLYSCREEN SYSTEMS</u></b> .....	<b><u>94</u></b>
<u>FLY SCREEN OTHER</u> .....	95
<u>VERTICAL FLY SCREEN</u> .....	96
<b><u>FOAM INSULATION</u></b> .....	<b><u>97</u></b>
<u>FOAM INSULATING PROFILES</u> .....	98
<u>KOOLTHERM</u> .....	100
<b><u>GASKETS</u></b> .....	<b><u>102</u></b>
<u>BALOON GASKETS</u> .....	103
<u>CENTRAL GASKETS</u> .....	104
<u>FACADE GASKETS</u> .....	107
<u>FLY SCREEN GASKETS</u> .....	111
<u>FRAME GASKETS</u> .....	112
<u>GASKETS FOR ACCORDION</u> .....	114
<u>GASKETS VULCANIZED CORNER</u> .....	115
<u>GLAZING GASKETS</u> .....	118
<u>OTHER GASKETS</u> .....	120
<u>ROLLER SHUTTER GASKETS</u> .....	122
<u>SLIDING GASKETS</u> .....	123
<u>WEDGE GASKETS</u> .....	125

WINGLET GASKET.....	127
<b><u>GU MECHANISMS - LOCKS.....</u></b>	<b><u>129</u></b>
GU 939 - 937 - 934 MECHANISM.....	130
GU DOOR CLOSERS.....	133
GU HANDLES.....	134
GU INLINE SLIDING LOCK.....	135
GU MECHANISM UNI JET & EURO JET.....	137
GU MECHANISM VW.....	152
GU OTHERS.....	154
GU T/T MECHANISM.....	155
SPACERS - ADDITIONS GU ALUMIL.....	159
<b><u>HANDLES.....</u></b>	<b><u>160</u></b>
FIXED ENTRANCE DOOR HANDLES.....	161
HANDLES FOR DOORS.....	162
HANDLES FOR OPENING WINDOWS.....	163
PULL HANDLE FOR ACCORDION.....	164
PULL HANDLES FOR SLIDING.....	166
SPECIAL ALUMIL SYSTEMS HANDLES-KIT.....	167
<b><u>HINGES.....</u></b>	<b><u>168</u></b>
CONCEALED HINGES.....	169
HEAVY DUTY HINGE.....	170
HINGE ALLER RETOUR.....	173
HINGE FOR ACCORDION.....	174
HINGE FOR SHUTTERS.....	175
OTHER HINGES.....	176
STANDARD HINGES.....	177
<b><u>HOPPE HANDLES.....</u></b>	<b><u>178</u></b>
HOPPE HANDLES - ALUMIL LOGO.....	179
<b><u>JBOND.....</u></b>	<b><u>187</u></b>
J BOND STANDARD DIMENSIONS.....	188
<b><u>LEVELERS / WEDGES.....</u></b>	<b><u>190</u></b>
GLAZING BRIDGE.....	191
PLASTIC PACKERS.....	193
<b><u>LOCKS FOR OPENING SYSTEMS.....</u></b>	<b><u>195</u></b>
CYLINDERS.....	196
LATCH LOCK.....	198
MORE THAN THREE POINT LOCK.....	199
PANIC EXIT DEVICES.....	200
ROLLER LOCK.....	202
SECURITY CYLINDERS.....	203
STRIKE PLATES.....	205
<b><u>LOCKS FOR SLIDING SYSTEMS.....</u></b>	<b><u>206</u></b>
ALBATROS SLIDING LOCKS.....	207
RIVALU SLIDING LOCKS.....	208
<b><u>MOTER NICE.....</u></b>	<b><u>209</u></b>
ROLER SHUTTER MOTORS.....	210
<b><u>OTHER ACCESSORIES.....</u></b>	<b><u>214</u></b>
MOUNTING ACCESSORIES FOR CLADING SYSTEMS.....	215
SEALING MECHANISMS.....	216
WINDOW SILLS.....	218
<b><u>PLASTIC COVERS.....</u></b>	<b><u>222</u></b>
ADDITIONAL PROFILE PLASTIC CAP.....	223
ADJOINING PROFILE PLASTIC CAP.....	227
CENTRAL SEALANT.....	237
DECORATIVE PLASTIC CAP.....	240
END COVER FOR PULL HANDLE.....	242
END COVER FOR WATER DRAINAGE.....	244
HOOK PROFILE PLASTIC CAP.....	247
OTHER END COVERS.....	252
STOPPER - SHOCK ABSORBER.....	255
THRESHOLD END COVER.....	258

<b><u>POLYAMIDES</u></b> .....	<b><u>260</u></b>
OTHER PVC/POLYAMIDES.....	261
POLYAMIDE ROD.....	262
POLYAMIDES FOR GUIDES & HOOKS.....	263
<b><u>POLYCARBONATES</u></b> .....	<b><u>265</u></b>
EUROCARB.....	266
POLICOMP.....	270
POLYCARBONATE ACCESSORIES.....	272
POLYCARBONATE PROFILE.....	273
<b><u>RAILING SYSTEMS</u></b> .....	<b><u>275</u></b>
ALUMINIUM RAILINGS INOX TYPE.....	276
RAILS M8200.....	293
<b><u>ROLLER SHUTTER ACCESSORIES</u></b> .....	<b><u>295</u></b>
BELT COILERS.....	296
CRANKS.....	297
ROLLING SHUTTERS LATCHES - STOPPERS.....	299
ROLLING SHUTTERS OTHERS.....	300
SIDE CAPS.....	302
SLAT COVERS.....	308
<b><u>ROLLERS - INOX RAILS</u></b> .....	<b><u>310</u></b>
ALUMINIUM ROLLERS.....	311
INOX GUIDERAILS.....	313
PLASTIC ROLLERS.....	314
<b><u>SCREWS AND RIVETS</u></b> .....	<b><u>315</u></b>
BLIND RIVETS.....	316
METAL ANCHOR BOLTS.....	319
OTHER SCREWS.....	321
SCREW FOR CONCRETE.....	322
SCREW FOR METAL SHEET.....	323
SCREW FOR WOOD.....	332
<b><u>SECOND SASH LATCHES</u></b> .....	<b><u>333</u></b>
ALUMIL LATCHES.....	334
FAPIM LATCHES.....	336
<b><u>SHADING SYSTEMS</u></b> .....	<b><u>338</u></b>
LOUVRES.....	339
PERGOLA.....	346
<b><u>SHUTTERS ACCESSORIES</u></b> .....	<b><u>347</u></b>
END COVER FOR SHUTTERS.....	348
LOUVRE MECHANISMS.....	349
SHUTTER RODS - STRIKERS.....	350
<b><u>SKYLIGHTS</u></b> .....	<b><u>351</u></b>
ELECTRIC FANLIGHT/SKYLIGHT OPENER.....	352
FINGER CATCH.....	353
MANUAL FANLIGHT/SKYLIGHT OPENER.....	354
STAY ARMS.....	355
<b><u>T/T MECHANISMS</u></b> .....	<b><u>356</u></b>
TITL & TURN MECHANISM GIESSE.....	357
<b><u>WEATHER STRIPING PILE</u></b> .....	<b><u>359</u></b>
BRUSH SEALS TRI-FIN.....	360
FILM SEAL WEATHER STRIPPING PILE.....	361
SIMPLE WEATHER STRIPPING PILE.....	362




# ***ADHESIVES AND SEALANTS***

Commercial Group:

## ADHESIVES AND SEALANTS ALUMIL

A range of fabrication and installation chemicals especially designed to be used on aluminium construction. All systems are certified using Alumil chemicals.



Image	Accessory Code	Description	MU	Min Pack
	EX-7707121102	ACRYLIC SEALANT WHITE PUTTY 280ML CARTRIDGE	PCS	1
	EX-7707121202	ACRYLIC SEALANT WHITE PUTTY 600ML SAUSAGE	PCS	1
	EX-7707100000	ALU CLEANER 1LT ALUMIL	PCS	1
	EX-7707111400	CLEAR SILICONE ACETIC NON FUGAL 280ML CARTRIDGE ALUMIL	PCS	1
	EX-7700200105	CLEAR SILICONE NEUTRAL 280ML CARTRIDGE ALUMIL	PCS	1
	EX-7701310000	CORNER CRIMP PU GLUE ALUMIL 280ML CARTRIDGE	PCS	1
	EX-7707130502	JOINT SEALANT PU 280ML CARTRIDGE WHITE ALUMIL	PCS	1
	EX-7700000100	LOW EXPANSION PU FOAM 750ML ALUMIL	PCS	1
	EX-7707100001	PU FOAM CLEANING SRAY 500ML	PCS	1
	EX-7707111402	WHITE SILICONE ACETIC NON FUGAL 280ML CARTRIDGE ALUMIL	PCS	1




# ***ALUMIL INSECT SCREENS***

Commercial Group:

**FLY SCREEN PET**

Hard plastic fly screen mesh for high durability.







Image	Accessory Code	Description	MU	Min Pack
	EX-7664480004	FLY SCREEN PET GREY 1,22x7,62m	SQM	9,3

Commercial Group:

**FLY SCREEN  
ALUMINIUM**

Aluminium fly screen mesh for high durability and resistant to sunlight.



Image	Accessory Code	Description	MU	Min Pack
	EX-7660300800	FLY SCREEN ALUMINIUM GRID 0,80x30m	SQM	24
	EX-7660301000	FLY SCREEN ALUMINIUM GRID 1,00x30m	SQM	30
	EX-7660301200	FLY SCREEN ALUMINIUM GRID 1,20x30m	SQM	36
	EX-7663015000	FLY SCREEN ALUMINIUM GRID 1,50x30m	SQM	45















Commercial Group:

## FLY SCREEN FIBERGLASS SOFT

Standard fly screen mesh for fixed panels.



Image	Accessory Code	Description	MU	Min Pack
	EX-7661008500	FLY SCREEN FIBERGLASS SOFT FOR PANEL 0,80x50m GREY 18x16	SQM	40
	EX-7661012500	FLY SCREEN FIBERGLASS SOFT FOR PANEL 1,20x50m GREY 18x16	SQM	60
	EX-7661014500	FLY SCREEN FIBERGLASS SOFT FOR PANEL 1,40x50m GREY 18x16	SQM	70
	EX-7661016500	FLY SCREEN FIBERGLASS SOFT FOR PANEL 1,60x50m GREY 18x16	SQM	80
	EX-7661018500	FLY SCREEN FIBERGLASS SOFT FOR PANEL 1,80x50m GREY 18x16	SQM	90
	EX-7661020500	FLY SCREEN FIBERGLASS SOFT FOR PANEL 2,00x50m GREY 18x16	SQM	100
	EX-7661010500	FLY SCREEN FIBERGLASS SOFT FOR PANEL 1,00x50m GREY 18x16	SQM	50
	EX-7661015500	FLY SCREEN FIBERGLASS SOFT FOR PANEL 1,50x50m GREY 18x16	SQM	75
	EX-7661022500	FLY SCREEN FIBERGLASS SOFT FOR PANEL 2,20x50m GREY 18x16	SQM	110
	EX-7661024500	FLY SCREEN FIBERGLASS SOFT FOR PANEL 2,40x50m GREY 18x16	SQM	120



# *ALUMINIUM SHEETS*

Commercial Group:

**GRATINGS - OTHER  
ALUMINIUM SHEETS**

Alumil system accessories guaranteed for perfect fitting and operation. Alumil systems are certified with Alumil accessories. All Alumil accessories are covered by the Alumil accessories guarantee.





Image	Accessory Code	Description	MU	Min Pack
	INT-6603163900	STEEL GRATING FOR S650 S31639, INOX 316L 2m	MET	2

# ***CONNECTORS***



Commercial Group:

## DIE CASTED T-CLEATS

Alumil system accessories guaranteed for perfect fitting and operation. Alumil systems are certified with Alumil accessories. All Alumil accessories are covered by the Alumil accessories guarantee.
















Image	Accessory Code	Description	MU	Min Pack
	EX-1652013000	CAST ALUMINIUM T-CLEAT INSIDE 20X13,2mm	PCS	50
	EX-1652023000	CAST ALUMINIUM T-CLEAT INSIDE 20X23mm	PCS	50
	EX-1652033000	CAST ALUMINIUM T-CLEAT INSIDE 20X33,2mm	PCS	50
	EX-1654713000	CAST ALUMINIUM T-CLEAT INSIDE 47X13,2mm	PCS	50
	EX-1654723000	CAST ALUMINIUM T-CLEAT INSIDE 47X23mm	PCS	50
	EX-1654733000	CAST ALUMINIUM T-CLEAT INSIDE 47X33,2mm	PCS	50
	EX-1654743000	CAST ALUMINIUM T-CLEAT INSIDE 55X13,2mm	PCS	50
	EX-1659650200	CAST ALUMINIUM T-CLEAT OUTSIDE 28,6x65 mm LEFT	PCS	50
	EX-1659650100	CAST ALUMINIUM T-CLEAT OUTSIDE 28,6x65 mm RIGHT	PCS	50
	EX-1651100200	CAST ALUMINIUM T-CLEAT OUTSIDE 29x67 mm LEFT	PCS	50

Image	Accessory Code	Description	MU	Min Pack
	EX-1651100100	CAST ALUMINIUM T-CLEAT OUTSIDE 29x67 mm RIGHT	PCS	50
	EX-1655513000	T-CLEAT CAST ALUMINIUM INSIDE 55x23mm	PCS	50

Commercial Group:

## GUIDERAIL CONNECTORS

Alumil system accessories guaranteed for perfect fitting and operation. Alumil systems are certified with Alumil accessories. All Alumil accessories are covered by the Alumil accessories guarantee.

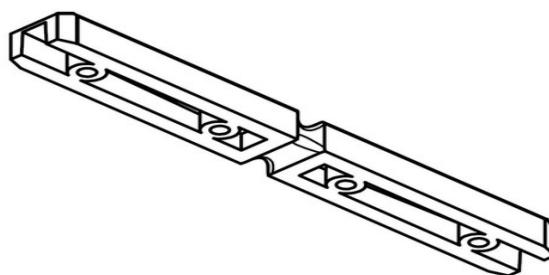



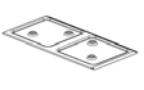
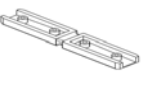
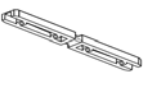




Image	Accessory Code	Description	MU	Min Pack
	EX-6607076200	CONNECTOR FOR FRAME S7072	PCS	1
	EX-6607076300	CONNECTOR FOR FRAME S7073	PCS	1
	EX-6607076400	CONNECTOR FOR FRAME S7074	PCS	1
	EX-6607076600	CONNECTOR FOR FRAME S7076	PCS	1
	EX-6607070200	CONNECTOR FOR FRAMES S70702, S70764, S70766	PCS	1
	INT-3113164603	CONNECTOR FOR LOW FRAME S31646	PAI	10
	INT-1127000000	CORNER SET FOR S700 CORNER CONSTRUCTION	SET	
	INT-1123881000	CORNER TYPOLOGY CONNECTOR PAIR FOR S650 UPPER GUIDE 38.8mm x 5mm	PAI	2
	INT-1122521000	CORNER TYPOLOGY CONNECTOR PAIR FOR S650 INNER CHAMFER OF BOTTOM GUIDE 25mm x 5mm	PAI	1
	INT-1124521000	CORNER TYPOLOGY CONNECTOR PAIR FOR S650 MID CHAMFER OF BOTTOM GUIDE 45mm x 5mm	PAI	1




Image	Accessory Code	Description	MU	Min Pack
	INT-3110072003	END CAP FOR LOWFRAME S70720 BLACK	SET	10

Commercial Group:

## OFFICE CONNECTORS

Alumil system accessories guaranteed for perfect fitting and operation. Alumil systems are certified with Alumil accessories. All Alumil accessories are covered by the Alumil accessories guarantee.



Image	Accessory Code	Description	MU	Min Pack
	EX-1601013400	SUPPORT PART FOR OFFICE STRUCTURAL	PCS	50
	EX-1601000100	T-CLEAT FOR OFFICE SYSTEM	PCS	100
	EX-1601006000	T-CLEAT FOR OFFICE SYSTEM WITH NUT	PCS	100

Commercial Group:

## OTHER CONNECTORS

Alumil system accessories guaranteed for perfect fitting and operation. Alumil systems are certified with Alumil accessories. All Alumil accessories are covered by the Alumil accessories guarantee.

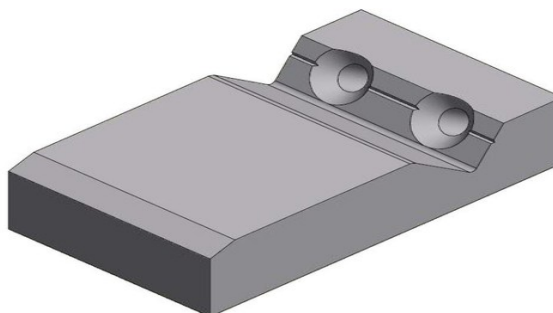










Image	Accessory Code	Description	MU	Min Pack
	INT-3113163900	ALUMINIUM END CAPS SET FOR 2-TRACK SUBSIL S650	SET	10
	INT-3113163930	ALUMINIUM END CAPS SET FOR 3-TRACK SUBSIL S650	SET	
	EX-1602300000	CONNECTION PART FOR ALUMINIUM-WOOD	PCS	100
	EX-3111460603	CONNECTOR FOR M14600 TRANSOM TO INTERLOCKING	PAI	10
	EX-3111460503	CONNECTOR FOR M14600 TRANSOM TO INTERLOCKING WITH HANDLE	PAI	10
	EX-3111460403	CONNECTOR FOR M14600 TRANSOM TO SASH PROFILE	PAI	10
	INT-3113163910	CONNECTOR FOR S650 WATER DRAINAGE S31639	PAI	10
	EX-3107701003	DRAINAGE END CAP SPRING S77010	PCS	10
	EX-1601255500	HANDRAIL STABILIZING ACCESSORY 14600	PAI	10
	EX-4701183491	NAIL $\Phi 6 \times 12$ FOR T-CLEAT	PCS	100



Image	Accessory Code	Description	MU	Min Pack
	EX-4701183500	PIN NAIL FOR "T" PROFILES 6mm	PCS	100
	EX-1650051300	SCREW 5x13 T6 ST FOR DIE CAST ALUM CONNECTORS	PCS	50

Commercial Group:

## T CONNECTORS

Alumil system accessories guaranteed for perfect fitting and operation. Alumil systems are certified with Alumil accessories. All Alumil accessories are covered by the Alumil accessories guarantee.






Image	Accessory Code	Description	MU	Min Pack
	EX-1607723002	BACK-FRAME EXTERIOR T-CONNECTOR 22.6mm WITH INOX SCREW	PCS	20
	EX-1657700200	CAST T-CONNECTOR 22,5mm LEFT	PCS	50
	EX-1657700100	CAST T-CONNECTOR 22,5mm RIGHT	PCS	50
	EX-1600090000	CONNECTOR FOR M924	PCS	10
	EX-1601122300	INNER TRANSOM-MULLION CLEAT 23mm WITH INOX SCREW	PCS	20
	EX-1601124391	T-CLEAT INSIDE 43,4mm INOX SCREW	PCS	20
	EX-1601121100	T-CLEAT INSIDE 10,9mm	PCS	20
	EX-1601120391	T-CLEAT INSIDE 131,8mm INOX SCREW	PCS	20
	EX-1601121300	T-CLEAT INSIDE 13,2mm	PCS	20
	EX-1601121391	T-CLEAT INSIDE 13,2mm INOX SCREW	PCS	20

Image	Accessory Code	Description	MU	Min Pack
	EX-1601121600	T-CLEAT INSIDE 16mm	PCS	20
	EX-1601121891	T-CLEAT INSIDE 18,0mm INOX SCREW	PCS	20
	EX-1607713000	T-CLEAT INSIDE 19,4X13mm WITH SCREW H4	PCS	20
	EX-1607733200	T-CLEAT INSIDE 19,4x32.6mm WITH SCREW H4	PCS	20
	EX-1601122100	T-CLEAT INSIDE 19,8mm WITH SCREW H4	PCS	20
	EX-1601122391	T-CLEAT INSIDE 21,2mm	PCS	20
	EX-1601123300	T-CLEAT INSIDE 23mm INOX SCREW	PCS	20
	EX-1601123391	T-CLEAT INSIDE 33,2mm	PCS	20
	EX-1601123800	T-CLEAT INSIDE 33,2mm INOX SCREW	PCS	20
	EX-1601123891	T-CLEAT INSIDE 38,2mm	PCS	20
	EX-1601126100	T-CLEAT INSIDE 38,2mm INOX SCREW	PCS	20
	EX-1601126191	T-CLEAT INSIDE 61,2mm	PCS	20
	EX-1601127091	T-CLEAT INSIDE 61,2mm INOX SCREW	PCS	20
	EX-1601127500	T-CLEAT INSIDE 70,6mm INOX SCREW	PCS	20

Image	Accessory Code	Description	MU	Min Pack
	EX-1601127591	T-CLEAT INSIDE 75,2mm INOX SCREW	PCS	20
	EX-1601129091	T-CLEAT INSIDE 90mm INOX SCREW	PCS	20
	EX-1601129291	T-CLEAT INSIDE 92,7mm INOX SCREW	PCS	20
	EX-1607713001	T-CLEAT OUTSIDE 12,6 WITH INOX SCREW	PCS	20
	EX-1601180391	T-CLEAT OUTSIDE 131,8mm INOX SCREW	PCS	20
	EX-1601181300	T-CLEAT OUTSIDE 13,2mm	PCS	20
	EX-1601181391	T-CLEAT OUTSIDE 13,2mm INOX SCREW	PCS	20
	EX-1601181600	T-CLEAT OUTSIDE 16mm	PCS	20
	EX-1601182100	T-CLEAT OUTSIDE 21,2mm	PCS	20
	EX-1607723001	T-CLEAT OUTSIDE 22,6mm WITH INOX SCREW	PCS	20
	EX-1601182300	T-CLEAT OUTSIDE 23mm	PCS	20
	EX-1601182391	T-CLEAT OUTSIDE 23mm INOX SCREW	PCS	20
	EX-1607733201	T-CLEAT OUTSIDE 32,6mm WITH INOX SCREW	PCS	20
	EX-1601183300	T-CLEAT OUTSIDE 33,2mm	PCS	20
	EX-1601183391	T-CLEAT OUTSIDE 33,2mm INOX SCREW	PCS	20

Image	Accessory Code	Description	MU	Min Pack
	EX-1601183800	T-CLEAT OUTSIDE 38,2mm	PCS	20
	EX-1601186100	T-CLEAT OUTSIDE 61,2mm	PCS	20
	EX-1601186191	T-CLEAT OUTSIDE 61,2mm INOX SCREW	PCS	20
	EX-1601187091	T-CLEAT OUTSIDE 70,6mm INOX SCREW	PCS	20
	EX-1601187500	T-CLEAT OUTSIDE 75,2mm	PCS	20
	EX-1601187591	T-CLEAT OUTSIDE 75,2mm INOX SCREW	PCS	20
	EX-1601189091	T-CLEAT OUTSIDE 90mm INOX SCREW	PCS	20
	EX-1601189291	T-CLEAT OUTSIDE 92,7mm INOX SCREW	PCS	20
	EX-1603300100	T-CLEAT 11mm	PCS	20
	EX-1603300200	T-CLEAT 13,5mm	PCS	20
	EX-1601181310	T-CLEAT 1601181300 WITHOUT SCREW	PCS	20

# ***CORNERS***



Commercial Group:

## ALIGNMENT CORNER

Fabrication corners by Alumil for perfect fitting. Top quality materials and production methods ensure high productivity and a perfect result. All Alumil accessories are covered by the Alumil accessories guarantee. All Alumil systems are certified with Alumil accessories.








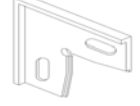


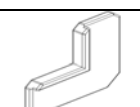

Image	Accessory Code	Description	MU	Min Pack
	EX-1801505000	ALIGNMENT CORNER ANGULAR SASH M15000	PCS	40
	EX-1802000200	ALIGNMENT CORNER CURVED FRAME M20000	PCS	40
	EX-1802050700	ALIGNMENT CORNER CURVED FRAME 20507	PCS	40
	EX-1800055000	ALIGNMENT CORNER DECORATIVE PROFILE M6000	PCS	40
	EX-1801111900	ALIGNMENT CORNER DECORATIVE 11119	PCS	40
	EX-1802050100	ALIGNMENT CORNER FLAT FRAME 18020501	PCS	40
	EX-1809520203	ALIGNMENT CORNER FOR FRAME S95202	PCS	40
	EX-1801461103	ALIGNMENT CORNER FOR M14611 SASH PROFILE	PCS	8
	EX-1800038403	ALIGNMENT CORNER FOR SASH S384	PCS	40
	EX-1800140503	ALIGNMENT CORNER FOR SASH S400	PCS	40





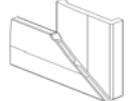










Image	Accessory Code	Description	MU	Min Pack
	EX-1800058400	ALIGNMENT CORNER FOR SASH S584	PCS	40
	EX-1800040500	ALIGNMENT CORNER FOR SASH 5400	PCS	40
	EX-1801901200	ALIGNMENT CORNER FRAME PREMIER	PCS	40
	EX-1801502200	ALIGNMENT CORNER FRAME M15000	PCS	40
	EX-1802065200	ALIGNMENT CORNER FRAME M20650	PCS	40
	EX-1802500500	ALIGNMENT CORNER FRAME 11 25 05	PCS	40
	EX-1802502500	ALIGNMENT CORNER FRAME 11020	PCS	40
	EX-1800943400	ALIGNMENT CORNER FRAME 9434	PCS	40
	EX-1802000000	ALIGNMENT CORNER HINGE M9362	PCS	40
	EX-1802002500	ALIGNMENT CORNER INNER SASH M20000	PCS	40
	EX-1801900001	ALIGNMENT CORNER INOX THIN	PCS	40
	EX-1800094900	ALIGNMENT CORNER LARGE M9981	PCS	40
	EX-1801500700	ALIGNMENT CORNER LARGE M15000	PCS	40
	EX-1801502600	ALIGNMENT CORNER MEDIUM M15000	PCS	40
	EX-1802004000	ALIGNMENT CORNER MON2000	PCS	50
















Image	Accessory Code	Description	MU	Min Pack
	EX-1800050000	ALIGNMENT CORNER MS0500	PCS	40
	EX-1802001003	ALIGNMENT CORNER M11000 BLACK	PCS	40
	EX-1802001002	ALIGNMENT CORNER M11000 WHITE	PCS	40
	EX-7209480100	ALIGNMENT CORNER M3 & M4 BLACK	PCS	40
	EX-1800030200	ALIGNMENT CORNER M302	PCS	40
	EX-1802050500	ALIGNMENT CORNER OUTER SASH M20000	PCS	40
	EX-1802000600	ALIGNMENT CORNER PLASTIC FOR M11320	PCS	40
	EX-1801180100	ALIGNMENT CORNER SASH M11082	PCS	40
	EX-1802002300	ALIGNMENT CORNER SASH M20000	PCS	40
	EX-1800520200	ALIGNMENT CORNER SASH M840	PCS	40
	EX-1801427000	ALIGNMENT CORNER SASH M14000	PCS	40
	EX-1801501500	ALIGNMENT CORNER SASH M15000	PCS	40
	EX-1802050600	ALIGNMENT CORNER SASH 20506	PCS	40
	EX-1801500600	ALIGNMENT CORNER SMALL M15000	PCS	40
	EX-1800011600	ALIGNMENT CORNER S116	PCS	40






























Image	Accessory Code	Description	MU	Min Pack
	EX-1800030100	ALIGNMENT CORNER S300	PCS	40
	EX-1800045600	ALIGNMENT CORNER S456	PCS	40
	EX-1801106200	ALIGNMENT CORNER "T" M11000	PCS	40
	EX-1800038000	ALIGNMENT CORNER THIN	PCS	40
	EX-1801111800	ALIGNMENT CORNER M11118	PCS	40
	EX-1803001200	ALIGNMENT CORNER M12202	PCS	40
	EX-1801421800	ALIGNMENT CORNER M14218	PCS	40
	EX-1801425000	ALIGNMENT CORNER M14250	PCS	40
	EX-1801500400	ALIGNMENT CORNER M15000	PCS	40
	EX-1801532400	ALIGNMENT CORNER M15324	PCS	40
	EX-1801983400	ALIGNMENT CORNER M19834-M9834	PCS	40
	EX-1802065600	ALIGNMENT CORNER M20656	PCS	40
	EX-1800302000	ALIGNMENT CORNER M302	PCS	40
	EX-1802501000	ALIGNMENT CORNER 11 25 10 11000	PCS	40
	EX-1802501600	ALIGNMENT CORNER 11 25 16	PCS	40

Image	Accessory Code	Description	MU	Min Pack
	EX-1807701100	ALIGNMENT CORNER 11x30x1,25	PCS	40
	EX-1802515000	ALIGNMENT CORNER 11000	PCS	40
	EX-1802526000	ALIGNMENT CORNER 11016 11018 11026	PCS	40
	EX-1802501700	ALIGNMENT CORNER 11040 11044 11048	PCS	40
	EX-1802502700	ALIGNMENT CORNER 11190 11130	PCS	40
	EX-1802500800	ALIGNMENT CORNER 11370	PCS	40
	EX-1801140800	ALIGNMENT CORNER 11408	PCS	40
	EX-1807715500	ALIGNMENT CORNER 15x30x1,25	PCS	40
	EX-1807728000	ALIGNMENT CORNER 22.5x50x1.5	PCS	40
	INT-1807738800	ALIGNMENT CORNER 38,4x1,2	PCS	40
	EX-1809551000	ALIGNMENT CORNER 9550 9551	SET	40
	EX-20-00-6369	ALIGNMENT R-SQUARE WITHOUT HOLE INT102	PCS	40
	EX-1802503300	PLASTIC ALIGNMENT CORNER FOR M11390 SASH DIMENSIONS 19,44X5,81 MM	PCS	40
	EX-1802501800	PLASTIC ALIGNMENT CORNER FOR M11393 DIMENSIONS 17,3X1,5 MM	PCS	40

Commercial Group:

## DIE CAST CORNER

Fabrication corners by Alumil for perfect fitting. Top quality materials and production methods ensure high productivity and a perfect result. All Alumil accessories are covered by the Alumil accessories guarantee. All Alumil systems are certified with Alumil accessories.



Image	Accessory Code	Description	MU	Min Pack
	EX-1657711600	CAST CORNER FOR S77 SASHES 70x9.8mm	PCS	50
	INT-1657732600	CAST SPRING CLEAT 33x11.1 mm	PCS	40
	EX-1401436000	CORNER CONNECTOR DIE CAST 10,5x41,4mm	PCS	50
	EX-1401119000	CORNER CONNECTOR DIE CAST 10,6x19mm	PCS	50
	EX-1401123000	CORNER CONNECTOR DIE CAST 10,6x23,9mm	PCS	50
	EX-1401126000	CORNER CONNECTOR DIE CAST 10,6x26,2mm	PCS	50
	EX-1401127000	CORNER CONNECTOR DIE CAST 10,6x34,3mm	PCS	50
	EX-1400040600	CORNER CONNECTOR DIE CAST 14,2x26,3mm	PCS	50
	EX-1401142000	CORNER CONNECTOR DIE CAST 14,2x41mm	PCS	50
	EX-1401416800	CORNER CONNECTOR DIE CAST 14,3x16,8mm	PCS	50

Image	Accessory Code	Description	MU	Min Pack
	EX-1401429000	CORNER CONNECTOR DIE CAST 14,3x36,5mm	PCS	50
	EX-1401423000	CORNER CONNECTOR DIE CAST 15,1x29,1mm	PCS	50
	EX-1401336000	CORNER CONNECTOR DIE CAST 15,3x36,5mm	PCS	50
	EX-1401714300	CORNER CONNECTOR DIE CAST 16,8x14,3mm	PCS	50
	EX-1402327000	CORNER CONNECTOR DIE CAST 22,5x26,2mm	PCS	50
	EX-1402342000	CORNER CONNECTOR DIE CAST 22,5x41,2mm	PCS	50
	EX-1401446000	CORNER CONNECTOR DIE CAST 23x26,8mm	PCS	50
	EX-1403826600	CORNER CONNECTOR DIE CAST 38x26,2mm	PCS	50
	EX-1403842000	CORNER CONNECTOR DIE CAST 38x41,4mm	PCS	50
	EX-1403613900	CORNER CONNECTOR DIE CAST 38,9x27mm	PCS	50
	INT-1451622300	INNER CONNECTION CORNER BOTTOM FRAME CORNER ASSEMBLY	PCS	40
	EX-1451148800	INNER CORNER PAIR FOR S560 CORNER ASSEMBLY	SET	1
	INT-1450846400	OUTER CONNECTION CORNER BOTTOM FRAME CORNER ASSEMBLY S700	PCS	40
	EX-1451156300	OUTER CORNER PAIR FOR S560 CORNER ASSEMBLY	SET	1
	INT-1451344400	PAIR OF CONNECTION CORNERS UPPER FRAME CORNER ASSEMBLY S700	PAIR	40

Commercial Group:

## DOUBLE CRIMPING CORNER

Fabrication corners by Alumil for perfect fitting. Top quality materials and production methods ensure high productivity and a perfect result. All Alumil accessories are covered by the Alumil accessories guarantee. All Alumil systems are certified with Alumil accessories.




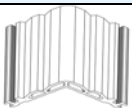









Image	Accessory Code	Description	MU	Min Pack
	EX-1131110000	CRIMP CORNER CLEAT 10,3x100,3mm	PCS	40
	EX-1131112100	CRIMP CORNER CLEAT 10,9x12,5mm	PCS	40
	EX-1131115400	CRIMP CORNER CLEAT 10,9x15,8mm	PCS	40
	EX-1131115900	CRIMP CORNER CLEAT 10,9x16,3mm	PCS	40
	EX-1131117100	CRIMP CORNER CLEAT 10,9x17,5mm	PCS	40
	EX-1131119600	CRIMP CORNER CLEAT 10,9x20mm	PCS	40
	EX-1131125200	CRIMP CORNER CLEAT 10,9x25,8mm	PCS	40
	EX-1131126600	CRIMP CORNER CLEAT 10,9x27mm	PCS	40
	EX-1131127300	CRIMP CORNER CLEAT 10,9x27,9mm	PCS	40
	EX-1131128300	CRIMP CORNER CLEAT 10,9x28,9mm	PCS	40


















Image	Accessory Code	Description	MU	Min Pack
	EX-1131130300	CRIMP CORNER CLEAT 10,9x30,9mm	PCS	40
	EX-1131138400	CRIMP CORNER CLEAT 10,9x38,8mm	PCS	40
	EX-1131141200	CRIMP CORNER CLEAT 10,9x41,8mm	PCS	40
	EX-1131142000	CRIMP CORNER CLEAT 10,9x42,2mm	PCS	40
	EX-1131145800	CRIMP CORNER CLEAT 10,9x46,3mm	PCS	40
	EX-1131106000	CRIMP CORNER CLEAT 10,9x6,4mm	PCS	40
	EX-1131107400	CRIMP CORNER CLEAT 10,9x7,8mm	PCS	40
	EX-1131107700	CRIMP CORNER CLEAT 10,9x8,3mm	PCS	40
	EX-1131110300	CRIMP CORNER CLEAT 11x10,3mm	PCS	40
	EX-1131111100	CRIMP CORNER CLEAT 11x11,7mm	PCS	40
	EX-1131133100	CRIMP CORNER CLEAT 11x33,7mm	PCS	40
	EX-1131148800	CRIMP CORNER CLEAT 11x49,4mm	PCS	40
	EX-1131170200	CRIMP CORNER CLEAT 11x70,8mm	PCS	40
	EX-1131173200	CRIMP CORNER CLEAT 11x73,2mm	PCS	40
	EX-1131314000	CRIMP CORNER CLEAT 12,6x14,0mm	PCS	40
















Image	Accessory Code	Description	MU	Min Pack
	EX-1131324100	CRIMP CORNER CLEAT 12,6x24,1mm	PCS	40
	EX-1131304800	CRIMP CORNER CLEAT 13x4,8mm	PCS	40
	EX-1131310100	CRIMP CORNER CLEAT 13,2x10,6mm	PCS	40
	EX-1131311700	CRIMP CORNER CLEAT 13,2x12mm	PCS	40
	EX-1131312100	CRIMP CORNER CLEAT 13,2x12,5mm	PCS	40
	EX-1131313300	CRIMP CORNER CLEAT 13,2x13,7mm	PCS	40
	EX-1131315600	CRIMP CORNER CLEAT 13,2x16mm	PCS	40
	EX-1131317000	CRIMP CORNER CLEAT 13,2x17,3mm	PCS	40
	EX-1131319600	CRIMP CORNER CLEAT 13,2x19,8mm	PCS	40
	EX-1131320200	CRIMP CORNER CLEAT 13,2x20,8mm	PCS	40
	EX-1131323100	CRIMP CORNER CLEAT 13,2x23,7mm	PCS	40
	EX-1131324800	CRIMP CORNER CLEAT 13,2x25,4mm	PCS	40
	EX-1131327400	CRIMP CORNER CLEAT 13,2x27mm	PCS	40
	EX-1131327800	CRIMP CORNER CLEAT 13,2x28,2mm	PCS	40
	EX-1131334500	CRIMP CORNER CLEAT 13,2x34,7mm	PCS	40
















Image	Accessory Code	Description	MU	Min Pack
	EX-1131340000	CRIMP CORNER CLEAT 13,2x40,4mm	PCS	40
	EX-1131340600	CRIMP CORNER CLEAT 13,2x40,6mm	PCS	40
	EX-1131346400	CRIMP CORNER CLEAT 13,2x46,8mm	PCS	40
	EX-1131347700	CRIMP CORNER CLEAT 13,2x48,3mm	PCS	40
	EX-1131355400	CRIMP CORNER CLEAT 13,2x55,8mm	PCS	40
	EX-1131355900	CRIMP CORNER CLEAT 13,2x56,5mm	PCS	40
	EX-1131305800	CRIMP CORNER CLEAT 13,2x6,4mm	PCS	40
	EX-1131307400	CRIMP CORNER CLEAT 13,2x7,8mm	PCS	40
	EX-1131441800	CRIMP CORNER CLEAT 14,7x42,2mm	PCS	40
	EX-1131450800	CRIMP CORNER CLEAT 14,7x51,2mm	PCS	40
	EX-1131510200	CRIMP CORNER CLEAT 15,6x10,6mm	PCS	40
	EX-1131512100	CRIMP CORNER CLEAT 15,6x12,5mm	PCS	40
	EX-1131515600	CRIMP CORNER CLEAT 15,6x15,9mm	PCS	40
	EX-1131522500	CRIMP CORNER CLEAT 15,6x23,1mm	PCS	40
	EX-1131525200	CRIMP CORNER CLEAT 15,6x25,8mm	PCS	40
















Image	Accessory Code	Description	MU	Min Pack
	EX-1131527000	CRIMP CORNER CLEAT 15,6x27,4mm	PCS	40
	EX-1131527500	CRIMP CORNER CLEAT 15,6x28mm	PCS	40
	EX-1131528300	CRIMP CORNER CLEAT 15,6x28,7mm	PCS	40
	EX-1131529800	CRIMP CORNER CLEAT 15,6x30,4mm	PCS	40
	EX-1131534500	CRIMP CORNER CLEAT 15,6x34,9mm	PCS	40
	EX-1131538000	CRIMP CORNER CLEAT 15,6x38,6mm	PCS	40
	EX-1131540000	CRIMP CORNER CLEAT 15,6x40mm	PCS	40
	EX-1131505600	CRIMP CORNER CLEAT 15,6x6,2mm	PCS	40
	EX-1131506000	CRIMP CORNER CLEAT 15,6x6,9mm	PCS	40
	EX-1131507600	CRIMP CORNER CLEAT 15,6x8mm	PCS	40
	EX-1131509100	CRIMP CORNER CLEAT 15,6x9,7mm	PCS	40
	EX-1131597000	CRIMP CORNER CLEAT 15,6x97,6mm	PCS	40
	EX-1131926200	CRIMP CORNER CLEAT 19x26.2mm	PCS	40
	EX-1131917000	CRIMP CORNER CLEAT 19,6x17,3mm	PCS	40
	EX-1131923100	CRIMP CORNER CLEAT 19,6x23,7mm	PCS	40
















Image	Accessory Code	Description	MU	Min Pack
	EX-1131924600	CRIMP CORNER CLEAT 19,6x25mm	PCS	40
	EX-1131926700	CRIMP CORNER CLEAT 19,6x27mm	PCS	40
	EX-1131927600	CRIMP CORNER CLEAT 19,6x28,2mm	PCS	40
	EX-1131936200	CRIMP CORNER CLEAT 19,6x36,6mm	PCS	40
	EX-1131940000	CRIMP CORNER CLEAT 19,6x40,4mm	PCS	40
	EX-1131941900	CRIMP CORNER CLEAT 19,6x42,2mm	PCS	40
	EX-1131944100	CRIMP CORNER CLEAT 19,6x44,5mm	PCS	40
	EX-1131905400	CRIMP CORNER CLEAT 19,6x6mm	PCS	40
	EX-1132310200	CRIMP CORNER CLEAT 22,4x10,2mm	PCS	40
	EX-1132342800	CRIMP CORNER CLEAT 22,4x42,2mm	PCS	40
	EX-1132309500	CRIMP CORNER CLEAT 23x10,1mm	PCS	40
	EX-1132310900	CRIMP CORNER CLEAT 23x11,5mm	PCS	40
	EX-1132312100	CRIMP CORNER CLEAT 23x12mm	PCS	40
	EX-1132313900	CRIMP CORNER CLEAT 23x14,5mm	PCS	40
	EX-1132315600	CRIMP CORNER CLEAT 23x16mm	PCS	40





Image	Accessory Code	Description	MU	Min Pack
	EX-1132317000	CRIMP CORNER CLEAT 23x17,4mm	PCS	40
	EX-1132319600	CRIMP CORNER CLEAT 23x19,8mm	PCS	40
	EX-1132321300	CRIMP CORNER CLEAT 23x21,9mm	PCS	40
	EX-1132322300	CRIMP CORNER CLEAT 23x22,9mm	PCS	40
	EX-1132322900	CRIMP CORNER CLEAT 23x23,3mm	PCS	40
	EX-1132325100	CRIMP CORNER CLEAT 23x25,5mm	PCS	40
	EX-1132327000	CRIMP CORNER CLEAT 23x27mm	PCS	40
	EX-1132330200	CRIMP CORNER CLEAT 23x30,2mm	PCS	40
	EX-1132332500	CRIMP CORNER CLEAT 23x32mm	PCS	40
	EX-1132333800	CRIMP CORNER CLEAT 23x34,4mm	PCS	40
	EX-1132334500	CRIMP CORNER CLEAT 23x34,7mm	PCS	40
	EX-1132335500	CRIMP CORNER CLEAT 23x35,9mm	PCS	40
	EX-1132340000	CRIMP CORNER CLEAT 23x40,4mm	PCS	40
	EX-1132341600	CRIMP CORNER CLEAT 23x42mm	PCS	40
	EX-1132344300	CRIMP CORNER CLEAT 23x44,5mm	PCS	40
















Image	Accessory Code	Description	MU	Min Pack
	EX-1132346400	CRIMP CORNER CLEAT 23x46,8mm	PCS	40
	EX-1132304600	CRIMP CORNER CLEAT 23x5mm	PCS	40
	EX-1132353100	CRIMP CORNER CLEAT 23x53,5mm	PCS	40
	EX-1132355400	CRIMP CORNER CLEAT 23x55,8mm	PCS	40
	EX-1132305800	CRIMP CORNER CLEAT 23x6,2mm	PCS	40
	EX-1132308900	CRIMP CORNER CLEAT 23x9,5mm	PCS	40
	EX-1132906600	CRIMP CORNER CLEAT 28,6x6,6mm	PCS	40
	EX-1132911800	CRIMP CORNER CLEAT 29x12,4mm	PCS	40
	EX-1132915400	CRIMP CORNER CLEAT 29x16mm	PCS	40
	EX-1132919400	CRIMP CORNER CLEAT 29x19,4mm	PCS	40
	EX-1132927800	CRIMP CORNER CLEAT 29x28,2mm	PCS	40
	EX-1132930400	CRIMP CORNER CLEAT 29x30,4mm	PCS	40
	EX-1132906100	CRIMP CORNER CLEAT 29x6,5mm	PCS	40
	EX-1132907500	CRIMP CORNER CLEAT 29x8mm	PCS	40
	EX-1132909000	CRIMP CORNER CLEAT 29x9mm	PCS	40








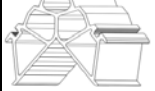







Image	Accessory Code	Description	MU	Min Pack
	EX-1133312100	CRIMP CORNER CLEAT 33x12,3mm	PCS	40
	EX-1133315600	CRIMP CORNER CLEAT 33x15,9mm	PCS	40
	EX-1133317000	CRIMP CORNER CLEAT 33x17,4mm	PCS	40
	EX-1133319600	CRIMP CORNER CLEAT 33x19,8mm	PCS	40
	EX-1133327400	CRIMP CORNER CLEAT 33x27,2mm	PCS	40
	EX-1133327300	CRIMP CORNER CLEAT 33x27,9mm	PCS	40
	EX-1133328200	CRIMP CORNER CLEAT 33x28,8mm	PCS	40
	EX-1133332600	CRIMP CORNER CLEAT 33x33mm	PCS	40
	EX-1133341900	CRIMP CORNER CLEAT 33x42,3mm	PCS	40
	EX-1133346400	CRIMP CORNER CLEAT 33x46,8mm	PCS	40
	EX-1133305600	CRIMP CORNER CLEAT 33x6mm	PCS	40
	EX-1133307400	CRIMP CORNER CLEAT 33x7,8mm	PCS	40
	EX-1133355400	CRIMP CORNER CLEAT 33,2x55,8mm	PCS	40
	EX-1133358900	CRIMP CORNER CLEAT 33,2x59,5mm	PCS	40
	EX-1133812100	CRIMP CORNER CLEAT 38,9x12,5mm	PCS	40





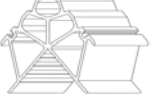






Image	Accessory Code	Description	MU	Min Pack
	EX-1133814600	CRIMP CORNER CLEAT 38,9x14,6mm	PCS	40
	EX-1133815600	CRIMP CORNER CLEAT 38,9x16mm	PCS	40
	EX-1133817200	CRIMP CORNER CLEAT 38,9x17,6mm	PCS	40
	EX-1133824700	CRIMP CORNER CLEAT 38,9x24,7mm	PCS	40
	EX-1133826600	CRIMP CORNER CLEAT 38,9x27mm	PCS	40
	EX-1133841600	CRIMP CORNER CLEAT 38,9x42mm	PCS	40
	EX-1134312100	CRIMP CORNER CLEAT 43,4x12,3mm	PCS	40
	EX-1134312800	CRIMP CORNER CLEAT 43,4x13,2mm	PCS	40
	EX-1134317100	CRIMP CORNER CLEAT 43,4x17,5mm	PCS	40
	EX-1134319400	CRIMP CORNER CLEAT 43,4x19,8mm	PCS	40
	EX-1134320500	CRIMP CORNER CLEAT 43,4x20,9mm	PCS	40
	EX-1134322000	CRIMP CORNER CLEAT 43,4x22,4mm	PCS	40
	EX-1134322900	CRIMP CORNER CLEAT 43,4x23,3mm	PCS	40
	EX-1134325100	CRIMP CORNER CLEAT 43,4x25,3mm	PCS	40
	EX-1134327000	CRIMP CORNER CLEAT 43,4x27,2mm	PCS	40





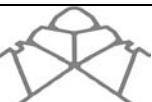
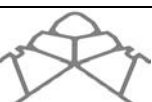




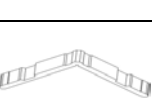




Image	Accessory Code	Description	MU	Min Pack
	EX-1134327900	CRIMP CORNER CLEAT 43,4x27,9mm	PCS	40
	EX-1134329500	CRIMP CORNER CLEAT 43,4x29,9mm	PCS	40
	EX-1134332600	CRIMP CORNER CLEAT 43,4x33mm	PCS	40
	EX-1134334500	CRIMP CORNER CLEAT 43,4x34,7mm	PCS	40
	EX-1134338900	CRIMP CORNER CLEAT 43,4x39,3mm	PCS	40
	EX-1134340000	CRIMP CORNER CLEAT 43,4x40,4mm	PCS	40
	EX-1134341000	CRIMP CORNER CLEAT 43,4x41,4mm	PCS	40
	EX-1134341600	CRIMP CORNER CLEAT 43,4x41,9mm	PCS	40
	EX-1134305600	CRIMP CORNER CLEAT 43,4x6mm	PCS	40
	EX-1134309100	CRIMP CORNER CLEAT 43,4x9,5mm	PCS	40
	EX-1100511000	CRIMP CORNER CLEAT 5,7x11mm	PCS	40
	EX-1135722400	CRIMP CORNER CLEAT 57,4x22,4mm	PCS	40
	EX-1135727000	CRIMP CORNER CLEAT 57,4x27,1mm	PCS	40
	EX-1135729000	CRIMP CORNER CLEAT 57,4x29,4mm	PCS	40
	EX-1135730800	CRIMP CORNER CLEAT 57,4x31,4mm	PCS	48

Image	Accessory Code	Description	MU	Min Pack
	EX-1135733200	CRIMP CORNER CLEAT 57,4x33,8mm	PCS	40
	EX-1135738300	CRIMP CORNER CLEAT 57,4x38,7mm	PCS	40
	EX-1135740000	CRIMP CORNER CLEAT 57,4x40,4mm	PCS	40
	EX-1135746000	CRIMP CORNER CLEAT 57,4x46,4mm	PCS	40
	EX-1135709300	CRIMP CORNER CLEAT 57,4x9,9mm	PCS	40
	EX-1136112100	CRIMP CORNER CLEAT 61,2x12,3mm	PCS	40
	EX-1136119600	CRIMP CORNER CLEAT 61,2x19,8mm	PCS	40
	EX-1137510200	CRIMP CORNER CLEAT 75x10,2mm	PCS	40
	EX-1137512100	CRIMP CORNER CLEAT 75,2x12,3mm	PCS	40
	EX-1137519600	CRIMP CORNER CLEAT 75,2x19,8mm	PCS	40
	EX-1130911700	CRIMP CORNER CLEAT 9x12,3mm	PCS	40
	EX-1130918300	CRIMP CORNER CLEAT 9x18,9mm	PCS	40
	EX-1130906100	CRIMP CORNER CLEAT 9x6,5mm	PCS	40
	EX-1130907400	CRIMP CORNER CLEAT 9x7,4mm	PCS	40
	EX-1132311400	CRIMP CORNER JOINT, DOUBLE CRIMP 22,4x11,4mm	PCS	40

Commercial Group:

## MECHANICAL CORNER CLEAT

Fabrication corners by Alumil for perfect fitting. Top quality materials and production methods ensure high productivity and a perfect result. All Alumil accessories are covered by the Alumil accessories guarantee. All Alumil systems are certified with Alumil accessories.




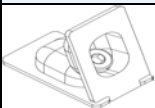





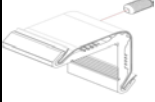



Image	Accessory Code	Description	MU	Min Pack
	EX-1400121900	CORNER CLEAT AT 10,9x20mm NARROW	PCS	40
	EX-1400021900	CORNER CLEAT AT 14,7x27,1mm	PCS	40
	EX-1200036000	CORNER CLEAT 2,5x10,4mm	PCS	40
	EX-1131163600	CRIMP CORNER CLEAT 10,3X63mm	PCS	40
	INT-1133327000	DOUBLE CRIMP CORNER CLEAT 33x26,4mm	PCS	40
	EX-1261113500	INOX CORNER CONNECTOR CAL 11x13,5mm	PCS	20
	EX-1261127900	INOX CORNER CONNECTOR CAL 11x28,5mm	PCS	20
	EX-1261521500	INOX CORNER CONNECTOR CAL 15x21,5mm	PCS	20
	EX-1201041000	MECHANICAL CORNER CLEAT 10x41mm	PCS	40
	INT-1251125200	MECHANICAL CORNER CLEAT 10,3x25,2 mm	PCS	40


Image	Accessory Code	Description	MU	Min Pack
	EX-1251136900	MECHANICAL CORNER CLEAT 10,3X36,9	PCS	1
	INT-1251145600	MECHANICAL CORNER CLEAT 10,3X45,6	PCS	40
	EX-1251117100	MECHANICAL CORNER CLEAT 10,9x17,4mm	PCS	40
	EX-1251122300	MECHANICAL CORNER CLEAT 10,9x22,6mm	PCS	40
	EX-1251130300	MECHANICAL CORNER CLEAT 10,9x30,9mm OFFSET	PCS	40
	EX-1251141200	MECHANICAL CORNER CLEAT 10,9x41,8mm	PCS	40
	EX-1251148000	MECHANICAL CORNER CLEAT 11x48	PCS	1
	EX-1251148800	MECHANICAL CORNER CLEAT 11x48mm	PCS	40
	EX-1251150000	MECHANICAL CORNER CLEAT 11x50mm	PCS	40
	EX-1251128300	MECHANICAL CORNER CLEAT 11X29mm	PCS	40
	EX-1251133000	MECHANICAL CORNER CLEAT 11X33mm	PCS	40
	EX-1251319600	MECHANICAL CORNER CLEAT 13x19,8mm	PCS	40
	EX-1251323100	MECHANICAL CORNER CLEAT 13x23,7mm OFFSET	PCS	40
	EX-1251327000	MECHANICAL CORNER CLEAT 13x26,4mm	PCS	40
	EX-1251327400	MECHANICAL CORNER CLEAT 13x27mm	PCS	40



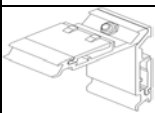








Image	Accessory Code	Description	MU	Min Pack
	EX-1251334500	MECHANICAL CORNER CLEAT 13x34,7mm	PCS	40
	EX-1251336800	MECHANICAL CORNER CLEAT 13x37,2mm	PCS	40
	INT-1251339800	MECHANICAL CORNER CLEAT 13x38,9mm	PCS	40
	EX-1251340000	MECHANICAL CORNER CLEAT 13x40,4mm	PCS	40
	EX-1251346400	MECHANICAL CORNER CLEAT 13x46,4mm	PCS	40
	EX-1251355400	MECHANICAL CORNER CLEAT 13x55,8mm	PCS	40
	EX-1251355900	MECHANICAL CORNER CLEAT 13x56,5mm	PCS	40
	EX-1251364800	MECHANICAL CORNER CLEAT 13x64,8mm	PCS	1
	EX-1251314000	MECHANICAL CORNER CLEAT 13,2x14mm	PCS	40
	EX-1251324100	MECHANICAL CORNER CLEAT 13,2x25mm	PCS	40
	EX-1251340600	MECHANICAL CORNER CLEAT 13,2x41mm	PCS	40
	EX-1251344400	MECHANICAL CORNER CLEAT 13,2x44,4mm	PCS	40
	EX-1202338300	MECHANICAL CORNER CLEAT 22,5x33,8mm	PCS	40
	EX-1202340000	MECHANICAL CORNER CLEAT 22,5x39,8mm	PCS	40
	EX-1252319600	MECHANICAL CORNER CLEAT 23x19,6mm	PCS	40

Image	Accessory Code	Description	MU	Min Pack
	EX-1252322800	MECHANICAL CORNER CLEAT 23x22,8mm	PCS	40
	EX-1252325100	MECHANICAL CORNER CLEAT 23x24,9mm	PCS	40
	EX-1252325500	MECHANICAL CORNER CLEAT 23x26mm OFFSET	PCS	40
	EX-1252326600	MECHANICAL CORNER CLEAT 23x26,6mm	PCS	40
	EX-1252327000	MECHANICAL CORNER CLEAT 23x27mm	PCS	40
	EX-1252334500	MECHANICAL CORNER CLEAT 23x34,7mm OFFSET	PCS	40
	EX-1252335500	MECHANICAL CORNER CLEAT 23x35,9mm	PCS	40
	EX-1252340000	MECHANICAL CORNER CLEAT 23x39,8mm	PCS	40
	EX-1252341600	MECHANICAL CORNER CLEAT 23x41,6mm	PCS	40
	EX-1252344300	MECHANICAL CORNER CLEAT 23x44,5mm	PCS	40
	EX-1252346400	MECHANICAL CORNER CLEAT 23x46,8mm	PCS	40
	EX-1252346700	MECHANICAL CORNER CLEAT 23x46,8mm OFFSET	PCS	40
	EX-1252355400	MECHANICAL CORNER CLEAT 23x55,8mm	PCS	40
	EX-1203826000	MECHANICAL CORNER CLEAT 26x38mm	PCS	40
	EX-1253319600	MECHANICAL CORNER CLEAT 33x19,8mm	PCS	40




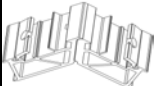






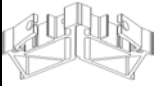









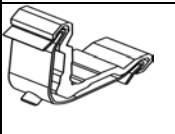
Image	Accessory Code	Description	MU	Min Pack
	EX-1253327000	MECHANICAL CORNER CLEAT 33x27,2mm	PCS	40
	EX-1253346400	MECHANICAL CORNER CLEAT 33x46,8mm	PCS	40
	EX-1253355400	MECHANICAL CORNER CLEAT 33x55,2mm	PCS	40
	EX-1253841600	MECHANICAL CORNER CLEAT 38,9x42mm	PCS	40
	EX-1203941600	MECHANICAL CORNER CLEAT 41,4x38mm	PCS	40
	EX-1254319400	MECHANICAL CORNER CLEAT 43x19,8mm	PCS	40
	EX-1254322000	MECHANICAL CORNER CLEAT 43x22,4mm	PCS	40
	EX-1254322900	MECHANICAL CORNER CLEAT 43x22,7mm	PCS	40
	EX-1254325100	MECHANICAL CORNER CLEAT 43x25,3mm	PCS	40
	EX-1254326600	MECHANICAL CORNER CLEAT 43x26,6mm	PCS	40
	EX-1254327000	MECHANICAL CORNER CLEAT 43x27,2mm	PCS	40
	EX-1254329500	MECHANICAL CORNER CLEAT 43x29,9mm	PCS	40
	EX-1254332600	MECHANICAL CORNER CLEAT 43x33mm OFFSET	PCS	40
	EX-1254334500	MECHANICAL CORNER CLEAT 43x34,7mm OFFSET	PCS	40
	EX-1254336400	MECHANICAL CORNER CLEAT 43x36,8mm	PCS	40



Image	Accessory Code	Description	MU	Min Pack
	EX-1254341000	MECHANICAL CORNER CLEAT 43x41,4mm	PCS	40
	EX-1254341600	MECHANICAL CORNER CLEAT 43x41,9mm	PCS	40
	EX-1200822000	MECHANICAL CORNER CLEAT 8,6x22,2mm	PCS	40
	EX-1201041100	MECHANICAL CORNER CLEAT 9,5x40,4mm	PCS	40
	INT-1262040000	ΑΝΟΞΕΙΔΩΤΗ ΜΗΧΑΝΙΚΗ ΓΩΝΙΑ ΣΥΝΔΕΣΗΣ CAL 20X40-	PCS	40

Commercial Group:

## OTHER MATERIALS FOR CORNERS

Fabrication corners by Alumil for perfect fitting. Top quality materials and production methods ensure high productivity and a perfect result. All Alumil accessories are covered by the Alumil accessories guarantee. All Alumil systems are certified with Alumil accessories.



Image	Accessory Code	Description	MU	Min Pack
	EX-4701183900	NAIL CORNER PIN 4,5x7,1	PCS	100
	EX-4701183991	NAIL CORNER PIN 4,5x7,1 INOX	PCS	100
	EX-4701184000	NAILER FOR CORNER PIN	PCS	1
	EX-4701183400	PIN FOR CORNERS 6mm	PCS	100
	EX-4707700500	PIN FOR S77 CLIT CORNER	PCS	80
	EX-4701183600	PIN $\Phi$ 4 FOR CORNER CLEATS	PCS	100
	EX-4701183800	PIN $\Phi$ 4 FOR CORNER CLEATS GALVANIZED	PCS	100
	EX-4701183700	PIN $\Phi$ 4,5 FOR CORNER CLEATS	PCS	100
	EX-4701183791	PIN 4,5x8mm FOR CORNERS INOX	PCS	100

Commercial Group:

## PLASTIC CORNER CLEAT

Fabrication corners by Alumil for perfect fitting. Top quality materials and production methods ensure high productivity and a perfect result. All Alumil accessories are covered by the Alumil accessories guarantee. All Alumil systems are certified with Alumil accessories.







Image	Accessory Code	Description	MU	Min Pack
	EX-1209008000	CORNER CLEAT PVC 20,6x13,7mm	PCS	40
	EX-1408500000	PVC CORNER CLEAT 10,6X15,6mm FOR M850	PCS	40
	EX-1409028000	PVC CORNER CLEAT 20,6X18,5mm	PCS	40

Commercial Group:

## PRESS CORNER

Fabrication corners by Alumil for perfect fitting. Top quality materials and production methods ensure high productivity and a perfect result. All Alumil accessories are covered by the Alumil accessories guarantee. All Alumil systems are certified with Alumil accessories.







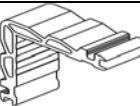






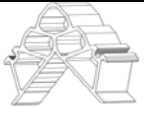














Image	Accessory Code	Description	MU	Min Pack
	EX-1100515600	CRIMP CORNER CLEAT 5,7x15,9mm	PCS	40
	EX-1100505900	CRIMP CORNER CLEAT 5,7x6,5mm	PCS	40
	EX-1100507600	CRIMP CORNER CLEAT 5,7x8mm	PCS	40
	EX-1131136900	CRIMP CORNER CLEAT 10.3X36.9	PCS	40
	INT-1131114500	CRIMP CORNER CLEAT 10,9x14,5mm	PCS	40
	EX-1131150100	CRIMP CORNER CLEAT 11x50,7mm	PCS	40
	INT-1131344400	CRIMP CORNER CLEAT 13,2x45mm	PCS	40
	INT-1131363400	CRIMP CORNER CLEAT 13,2x63,4 mm	PCS	40
	INT-1131513200	CRIMP CORNER CLEAT 15,6x13,8mm	PCS	40
	INT-1132338200	CRIMP CORNER CLEAT 23x38,2mm	PCS	40




Image	Accessory Code	Description	MU	Min Pack
	INT-1132917600	CRIMP CORNER CLEAT 29x17,6mm	PCS	40
	INT-1133322800	CRIMP CORNER CLEAT 33x22,8mm	PCS	40
	INT-1133330200	CRIMP CORNER CLEAT 33x30,2mm	PCS	40
	INT-1133307800	CRIMP CORNER CLEAT 33x8,4mm	PCS	40
	INT-1133817600	CRIMP CORNER CLEAT 38,9x18,2mm	PCS	40
	INT-1133809200	CRIMP CORNER CLEAT 38,9x9,8mm	PCS	40
	INT-1134309400	CRIMP CORNER CLEAT 43,4x10mm	PCS	40
	INT-1134315100	CRIMP CORNER CLEAT 43,4x15,1mm	PCS	40
	EX-1100518500	CRIMP CORNER CLEAT 5,7x19,1mm	PCS	40
	INT-1135725800	CRIMP CORNER CLEAT 57,4x25,8mm	PCS	40
	INT-1135734800	CRIMP CORNER CLEAT 57,4x35,4mm	PCS	40
	INT-1130913200	CRIMP CORNER CLEAT 9x13,8mm	PCS	40
	INT-1134310200	DOUBLE CRIMP CLEAT CORNER 43x10,2mm	PCS	4
	INT-1136110200	DOUBLE CRIMP CLEAT CORNER 61x10,2mm	PCS	4
	INT-1133310200	DOUBLE CRIMP CORNER CLEAT 33x10,2	PCS	40

Commercial Group:

## REIZ CORNER

Fabrication corners by Alumil for perfect fitting. Top quality materials and production methods ensure high productivity and a perfect result. All Alumil accessories are covered by the Alumil accessories guarantee. All Alumil systems are certified with Alumil accessories.



Image	Accessory Code	Description	MU	Min Pack
	EX-1163319400	CRIMP CORNER CLEAT 23x19,4mm FOR PVC GROOVE	PCS	40
	EX-1162319400	CRIMP CORNER CLEAT 23x19,4 mm FOR PVC GROOVE	PCS	40
	EX-1162322300	CRIMP CORNER CLEAT 23x22,3mm FOR PVC GROOVE	PCS	40

Commercial Group:

## VARIABLE CORNER CLEAT

Fabrication corners by Alumil for perfect fitting. Top quality materials and production methods ensure high productivity and a perfect result. All Alumil accessories are covered by the Alumil accessories guarantee. All Alumil systems are certified with Alumil accessories.





Image	Accessory Code	Description	MU	Min Pack
	EX-1351112100	VARIABLE CORNER CLEAT 10,9x12,5mm	PCS	40
	EX-1351115300	VARIABLE CORNER CLEAT 10,9x15,8mm	PCS	40
	EX-1351119600	VARIABLE CORNER CLEAT 10,9x20mm	PCS	40
	EX-1351126600	VARIABLE CORNER CLEAT 10,9x27 mm	PCS	40
	EX-1351128300	VARIABLE CORNER CLEAT 10,9x28,9mm	PCS	40
	EX-1351142000	VARIABLE CORNER CLEAT 10,9x42,2mm	PCS	40
	EX-1351311700	VARIABLE CORNER CLEAT 13,2x12mm	PCS	40
	EX-1351312100	VARIABLE CORNER CLEAT 13,2x12,5 mm	PCS	40
	EX-1351319600	VARIABLE CORNER CLEAT 13,2x19,8mm	PCS	40
	EX-1351327000	VARIABLE CORNER CLEAT 13,2x27mm	PCS	40

Image	Accessory Code	Description	MU	Min Pack
	EX-1351327400	VARIABLE CORNER CLEAT 13,2x27,4 mm	PCS	40
	EX-1351346400	VARIABLE CORNER CLEAT 13,2x46,8mm	PCS	40
	EX-1351515600	VARIABLE CORNER CLEAT 15,6x15,9mm	PCS	40
	EX-1351527000	VARIABLE CORNER CLEAT 15,6x27,1mm	PCS	40
	EX-1351528300	VARIABLE CORNER CLEAT 15,6x28,7mm	PCS	40
	EX-1352312100	VARIABLE CORNER CLEAT 23x12mm	PCS	40
	EX-1352317000	VARIABLE CORNER CLEAT 23x17mm	PCS	40
	EX-1352319600	VARIABLE CORNER CLEAT 23x19,8 mm	PCS	40
	EX-1352325100	VARIABLE CORNER CLEAT 23x25,5mm	PCS	40
	EX-1352327000	VARIABLE CORNER CLEAT 23x27mm	PCS	40
	EX-1352341600	VARIABLE CORNER CLEAT 23x42mm	PCS	40
	EX-1352346400	VARIABLE CORNER CLEAT 23x46,8mm	PCS	40
	EX-1353312100	VARIABLE CORNER CLEAT 33x12,3mm	PCS	40
	EX-1353319600	VARIABLE CORNER CLEAT 33x19,8mm	PCS	40
	EX-1353327400	VARIABLE CORNER CLEAT 33x27,2mm	PCS	40











# ***CREMONES***

Commercial Group:

## CREMONES ALUMIL LOGO

Alumil cremones for casement and t/t windows. Sturdy construction with full metal body, engraved logo and patented Alumil design.



Image	Accessory Code	Description	MU	Min Pack
	EX-3802447003	ALUMIL CASEMENT CREMONE BLACK	PCS	1
	EX-3802447009	ALUMIL CASEMENT CREMONE SILVER	PCS	1
	EX-3802447002	ALUMIL CASEMENT CREMONE WHITE	PCS	1
	EX-3802481003	ALUMIL GU T/T CREMONE BLACK	PCS	1
	EX-3802481009	ALUMIL GU T/T CREMONE SILVER	PCS	1
	EX-3802481002	ALUMIL GU T/T CREMONE WHITE	PCS	1

# ***DOOR AUTOMATIONS***

Commercial Group:

## AUTOMATIC SLIDING DOORS

Sliding door automation for public buildings by the world leader in automations. Top quality and seamless operation.










Image	Accessory Code	Description	MU	Min Pack
	EX-4721176910	ACCESSORY OF HANGING SASH FOR 10mm ECDRIVE GEZE	PCS	2
	EX-4722050300	AS500 SURFACE MOUNTBACK BOX	PCS	1
	EX-4722642300	CLAMPING GLASS PROFILE LEFT MILL FINISH	PCS	1
	EX-4722642000	CLAMPING GLASS PROFILE RIGHT MILL FINISH	PCS	1
	EX-4725123703	COMBINE DETECTOR GC 363 R BLACK GEZE	PCS	1
	EX-4729972800	CONCEALED CLOSER MECHANISM BOXER SIZE 2-4	PCS	1
	EX-4709973500	CONCEALED CLOSER MECHANISM BOXER SIZE 3-6	PCS	1
	EX-4721288490	COVER PROFILE ECDRIVE 6,5m ANODIZED EV1	PCS	1
	EX-4721177660	ELECTROMAGNETIC LOCKING DEVICE ECDRIVE GEZE	PCS	1
	EX-4721166380	END COVER 12cm ECDRIVE GEZE ANODIZED EV1	PCS	1

Image	Accessory Code	Description	MU	Min Pack
	EX-4721204170	FLOOR GUIDE PERLAN 140 FOR GLAZING GOOR	PCS	2
	EX-9100003200	GUIDE RAIL 12mm FOR CONCEALED CLOSER BOXER 2-6	PCS	1
	EX-4722914500	HOLD OPEN FOR GUIDE RAIL 12mm FOR CONCEALED CLOSER BOXER 2-6	PCS	
	EX-4721177640	KIT OF HARDWARE FOR ECDRIVE GEZE	PCS	1
	EX-4721287330	MODULE CARRIER PROFILE ECDRIVE 6,5m ANODIZED EV1	PCS	1
	EX-4721240870	RADAR MOVEMENT DETECTOR GEZE GC 302R BLACK	PCS	1
	EX-4721163950	RUN TRACK PROFILE ECDRIVE GEZE 6,5m ANODIZED EV1	PCS	1
	EX-4727519400	SEALING BRUSH 3400mm	PCS	1
	EX-4720693840	TOOTHED BELT FOR AUTOMATIC SLIDING DOOR 45mm	MET	9
	EX-4252517300	WEATHERSTRIP PILE 20x3000mm GEZE	PCS	1

Commercial Group:

## AUTOMATIC SWING DOORS

Hinged door automation for public buildings by the world leader in automations. Top quality and seamless operation.

Image	Accessory Code	Description	MU	Min Pack
	EX-4725152400	DISPLAY PROGRAM SWITCH DPS WITH OFF KEY	PCS	

Commercial Group:

## ELECTRICAL FANLIGHT/SKYLIGHT OPENER GEZE

Electric skylight operator by the world leader in automations. Top quality and seamless operation.



Image	Accessory Code	Description	MU	Min Pack
	EX-4722896303	CHAIN DRIVE EOL N 230 V COLOUR BLACK	PCS	1
	EX-4722896104	CHAIN DRIVE EOL N 230 V COLOUR GREY	PCS	1
	EX-4722896202	CHAIN DRIVE EOL N 230 V COLOUR WHITE	PCS	1
	EX-4723021203	SKYLIGHT BRACKET EOL N COLOUR BLACK	PCS	1
	EX-4722930604	SKYLIGHT BRACKET EOL N COLOUR GREY	PCS	1
	EX-4723021102	SKYLIGHT BRACKET EOL N COLOUR WHITE	PCS	1



Commercial Group:

## GEZE DOOR CLOSER

Geze door closers for internal and external doors. Large range of types and sizes to fit doors of all weights and dimensions. High quality closers with no need for frequent adjustment.


















Image	Accessory Code	Description	MU	Min Pack
	EX-4721021270	COVER FOR ALLER RETOUR FLOOR HINGE GEZE	PCS	1
	EX-4726090003	DOOR CLOSER TS1000 WITH ARM EN:1 (950mm) BLACK	PCS	1
	EX-4726090009	DOOR CLOSER TS1000 WITH ARM EN:1 (950mm) SILVER	PCS	1
	EX-4726090002	DOOR CLOSER TS1000 WITH ARM EN:1 (950mm) WHITE	PCS	1
	EX-4721195750	DOOR CLOSER TS1500 EN:3-4 (1100mm) BLACK MATTE	SET	1
	EX-4729110011	DOOR CLOSER TS1500 EN:3-4 (1100mm) SILVER	PCS	1
	EX-4729110002	DOOR CLOSER TS1500 EN:3-4 (1100mm) WHITE	PCS	1
	EX-4721301203	DOOR CLOSER TS2000 EN:2-5 (1250mm) BLACK	PCS	1
	EX-4722987211	DOOR CLOSER TS2000 EN:2-5 (1250mm) SILVER	PCS	1
	EX-4721301202	DOOR CLOSER TS2000 EN:2-5 (1250mm) WHITE	PCS	1

Image	Accessory Code	Description	MU	Min Pack
	EX-4723010003	DOOR CLOSER TS3000 EN:1-4 (1100mm) BLACK	PCS	1
	EX-4723010011	DOOR CLOSER TS3000 EN:1-4 (1100mm) SILVER	PCS	1
	EX-4723010002	DOOR CLOSER TS3000 EN:1-4 (1100mm) WHITE	PCS	1
	EX-4720049800	FLOOR ALLER RETOUR HINGE WITH HOLD-OPEN GEZE	PCS	1
	EX-4723010103	GUIDE RAIL TS3000 BLACK	PCS	1
	EX-4723010111	GUIDE RAIL TS3000 SILVER	PCS	1
	EX-4723010102	GUIDE RAIL TS3000 WHITE	PCS	1
	EX-4720743200	LOWER BRACKET FOR ALLER RETOUR FLOOR HINGE GEZE	PCS	1
	EX-4729210003	STANDARD ARM TS1500 BLACK	PCS	1
	EX-4729210011	STANDARD ARM TS1500 SILVER	PCS	1
	EX-4729210002	STANDARD ARM TS1500 WHITE	PCS	1
	EX-4724020003	STANDARD ARM TS2000 BLACK	PCS	1
	EX-4724020011	STANDARD ARM TS2000 SILVER	PCS	1
	EX-4724020002	STANDARD ARM TS2000 WHITE	PCS	1
	EX-4720666600	UPPER BRACKET FOR ALLER RETOUR FLOOR HINGE GEZE	PCS	1






Commercial Group:

## MANUAL FANLIGHT/SKYLIGHT OPENER GEZE

Manual skylight mechanism for easy single-action operation and strong closing forces.



Image	Accessory Code	Description	MU	Min Pack
	EX-4257453903	COVER PROFILE GEZE OL 90 L=3000mm BLACK	PCS	1
	EX-4253039609	COVER PROFILE GEZE OL 90 L=3000mm SILVER	PCS	1
	EX-4253040002	COVER PROFILE GEZE OL 90 L=3000mm WHITE	PCS	1
	EX-4251659100	GALVANIZED ROD 8mm GEZE OL90 L=3000mm	PCS	1
	EX-4257794503	HANDLE & CORNER TRANSMISSION GEZE OL90 BLACK	PCS	1
	EX-4253061100	HANDLE & CORNER TRANSMISSION GEZE OL90 SILVER	PCS	1
	EX-4253061502	HANDLE & CORNER TRANSMISSION GEZE OL90 WHITE	PCS	1
	EX-4257450903	MANUAL STAY ARM GEZE OL90 BLACK	PCS	1
	EX-4253037300	MANUAL STAY ARM GEZE OL90 SILVER	PCS	1
	EX-4253037702	MANUAL STAY ARM GEZE OL90 WHITE	PCS	1



# ***FACADE ACCESSORIES***

Commercial Group:

## CURTAIN-WALL TRANSOM SET

Alumil system accessories guaranteed for perfect fitting and operation. Alumil systems are certified with Alumil accessories. All Alumil accessories are covered by the Alumil accessories guarantee.













Image	Accessory Code	Description	MU	Min Pack
	EX-7103091150	CONNECTION T-CLEAT SET FOR M10911 EPDM BLACK	SET	10
	EX-7103091200	CONNECTION T-CLEAT SET FOR M10912 POLYAMIDE BLACK	SET	10
	EX-7103092150	CONNECTION T-CLEAT SET FOR M10921 EPDM BLACK	SET	10
	EX-7103092200	CONNECTION T-CLEAT SET FOR M10922 POLYAMIDE BLACK	SET	10
	EX-7103092350	CONNECTION T-CLEAT SET FOR M10923 EPDM BLACK	SET	10
	EX-7103094650	CONNECTION T-CLEAT SET FOR M10946 EPDM BLACK	SET	10
	EX-7103094750	CONNECTION T-CLEAT SET FOR M10947 EPDM BLACK	SET	10
	EX-7103097851	CONNECTION T-CLEAT SET FOR M10978 EPDM BLACK	SET	10
	EX-7200614800	TRANSOM CLEAT FOR M109417	SET	10

Commercial Group:

## FACADE ANCHORAGE ACCESSORIES







Alumil system accessories guaranteed for perfect fitting and operation. Alumil systems are certified with Alumil accessories. All Alumil accessories are covered by the Alumil accessories guarantee.



Image	Accessory Code	Description	MU	Min Pack
	EX-7006500400	ADDITIONAL ACCESSORY FOR M65	PCS	10
	EX-7009210000	FASTENING PLATE FOR STRUCTURAL BRACKET 12mm	PCS	10
	EX-7009210070	FASTENING PLATE FOR STRUCTURAL BRACKET 12mm RAL 7030	PCS	10
	EX-7009210100	FASTENING PLATE FOR STRUCTURAL BRACKET 6mm	PCS	10
	EX-7006500200	FIXING SET FOR M65	SET	1
	EX-7009713700	INSIDE STRUCTURAL BRACKET M6 137,5mm	PCS	10
	EX-7009813300	INTERNAL STRUCTURAL BRACKET M50 132,5mm	PCS	10
	EX-7009816300	INTERNAL STRUCTURAL BRACKET M50 162,5mm	PCS	10
	EX-7009803800	INTERNAL STRUCTURAL BRACKET M50 37,5mm	PCS	10
	EX-7009805300	INTERNAL STRUCTURAL BRACKET M50 52,5mm	PCS	10



Image	Accessory Code	Description	MU	Min Pack
	EX-7009807300	INTERNAL STRUCTURAL BRACKET M50 72,5mm	PCS	10
	EX-7009809300	INTERNAL STRUCTURAL BRACKET M50 92,5mm	PCS	10
	EX-7009712800	INTERNAL STRUCTURAL BRACKET M6 128mm	PCS	10
	EX-7009704000	INTERNAL STRUCTURAL BRACKET M6 39,5mm	PCS	10
	EX-7009706700	INTERNAL STRUCTURAL BRACKET M6 66,5mm	PCS	10
	EX-7009709000	INTERNAL STRUCTURAL BRACKET M6 89,5mm	PCS	10
	INT-6600174500	METALLIC SPRING FOR POCKET SLIDING S70745	PCS	10
	EX-7005000400	RING FOR M50 STRUCTURAL BRACKETS	PCS	1
	EX-7006500100	STRUCTURAL BRACKET FOR M65	PCS	1
	EX-7009244800	STRUCTURAL BRACKET "L" SHAPE 45 WITH 2 HORIZONTAL HOLES	PCS	10
	EX-7009244700	STRUCTURAL BRACKET "L" SHAPE 45 WITH 2 VERTICAL HOLES	PCS	10
	EX-7009250000	STRUCTURAL BRACKET 150mm HORIZONTAL HOLES	PCS	10
	EX-7009250100	STRUCTURAL BRACKET 150mm VERTICAL HOLES	PCS	10
	EX-7009220000	STRUCTURAL BRACKET 50mm HORIZONTAL HOLES	PCS	10
	EX-7009220100	STRUCTURAL BRACKET 50mm VERTICAL HOLES	PCS	10

<b>Image</b>	<b>Accessory Code</b>	<b>Description</b>	<b>MU</b>	<b>Min Pack</b>
	EX-7009220200	STRUCTURAL BRACKET 50mm 13mm HORIZONTAL HOLES	PCS	10
	EX-7009240000	STRUCTURAL BRACKET 91mm HORIZONTAL HOLES	PCS	10
	EX-7009240200	STRUCTURAL BRACKET 91mm HORIZONTAL HOLES $\Phi 6$	PCS	10
	EX-7009240100	STRUCTURAL BRACKET 91mm VERTICAL HOLES	PCS	10
	EX-7009230000	STRUCTURAL BRACKET 97mm HORIZONTAL HOLES	PCS	10
	EX-7009230100	STRUCTURAL BRACKET 97mm VERTICAL HOLES	PCS	10

Commercial Group:

## FACADE ARMS / HINGES

Alumil system accessories guaranteed for perfect fitting and operation. Alumil systems are certified with Alumil accessories. All Alumil accessories are covered by the Alumil accessories guarantee.









Image	Accessory Code	Description	MU	Min Pack
	EX-4161613000	ALIGNMENT WEDGE FOR SASH	PCS	1
	EX-3803257000	CONCEALED MIDDLE HINGE CURTAIN WALLS	PCS	1
	EX-4156239100	LOCKING PLATES FOR PARALLEL PROJECTION	PCS	1
	EX-7200325500	OPTIONAL PROJECTION ARM ADJUSTOR	PCS	2
	EX-7200035010	PARALLEL PROJECTION ARM 100kg 350 mm 400<Sh<900 LEFT	PCS	1
	EX-7200035000	PARALLEL PROJECTION ARM 100kg 350 mm 400<Sh<900 RIGHT	PCS	1
	EX-7200045010	PARALLEL PROJECTION ARM 100kg 450 mm 900<Sh<1350 LEFT	PCS	1
	EX-7200045000	PARALLEL PROJECTION ARM 100kg 450 mm 900<Sh<1350 RIGHT	PCS	1
	EX-7200070010	PARALLEL PROJECTION ARM 200kg 750 mm 1350<Sh<1500 LEFT	PCS	1
	EX-7200070000	PARALLEL PROJECTION ARM 200kg 750 mm 1350<Sh<1500 RIGHT	PCS	1
















Image	Accessory Code	Description	MU	Min Pack
	EX-7200095010	PARALLEL PROJECTION ARM 200kg 950mm 1500<Sh<2000 LEFT	PCS	1
	EX-7200095000	PARALLEL PROJECTION ARM 200kg 950mm 1500<Sh<2000 RIGHT	PCS	1
	EX-7203250300	PROJECTION ARM FOR CURTAIN WALL 100kg 1200mm<Sh<1400mm	PAIR	1
	EX-7201325000	PROJECTION ARM FOR CURTAIN WALL 110kg 1400mm<Sh<1600mm	PAIR	1
	EX-7203250600	PROJECTION ARM FOR CURTAIN WALL 120kg 1600mm<Sh<1800mm	PAIR	1
	EX-7200325000	PROJECTION ARM FOR CURTAIN WALL 130kg 1800mm<Sh<2000mm	PAIR	1
	EX-7203250100	PROJECTION ARM FOR CURTAIN WALL 65kg 625mm<Sh<800mm	PAIR	1
	EX-7203250200	PROJECTION ARM FOR CURTAIN WALL 85kg 800mm<Sh<1200mm	PAIR	1
	EX-3505016800	PROJECTION ARM 16" FOR CURTAIN WALL 100kg 640mm<Sh<1100mm	PAIR	1
	EX-3505122800	PROJECTION ARM 22" FOR CURTAIN WALL 100kg 1100mm<Sh<1750mm	PAIR	1
	EX-3505126800	PROJECTION ARM 26" FOR CURTAIN WALL 180kg 1750mmSh<2500mm	PAIR	1
	EX-3505072800	SECURY PROJECTION ARM ADJUSTOR	PCS	2
	EX-4008349000	TOP HUNG ARM 10" EUROPEAN GROOVE	PAIR	1
	EX-4008350000	TOP HUNG ARM 16" EUROPEAN GROOVE	PAIR	1
	EX-4008351000	TOP HUNG ARM 22 EURO GROOVE	PAIR	1

Image	Accessory Code	Description	MU	Min Pack
	EX-4008352000	TOP HUNG ARM 28" EUROPEAN GROOVE	PAIR	1

Commercial Group:

## FACADE CONNECTORS

Alumil system accessories guaranteed for perfect fitting and operation. Alumil systems are certified with Alumil accessories. All Alumil accessories are covered by the Alumil accessories guarantee.



























Image	Accessory Code	Description	MU	Min Pack
	EX-7109060003	CAP FOR M1 TRANSOM 9mm BLACK	PCS	10
	EX-7109060002	CAP FOR M1 TRANSOM 9mm WHITE	PCS	10
	EX-7200739011	CIRCULAR TRANSOM CLEAT FOR M10911 & M10912+M10913	SET	10
	EX-7200715010	CIRCULAR TRANSOM CLEAT FOR M10923	SET	10
	EX-7200705601	CIRCULAR TRANSOM CLEAT FOR M10946	SET	10
	EX-7200710501	CIRCULAR TRANSOM CLEAT FOR M10947	SET	10
	EX-7200701801	CIRCULAR TRANSOM CLEAT FOR M10978	SET	10
	EX-7009310000	MOUNTING HOOK FOR CURTAIN WALL SASH M3&M4	PCS	10
	EX-7009300000	MOUNTING PIN FOR CURTAIN WALL SASH M3&M4	PCS	10
	EX-7201083003	MULLION/TRANSOM CONNECTOR M10800	PAIR	10

Image	Accessory Code	Description	MU	Min Pack
	EX-7009350000	PIN FOR TRANSOM CONNECTOR M3&M4	PCS	10
	EX-7109340100	SLEEVE FOR TRANSOM CONNECTOR M3 & M4	PCS	10
	EX-7009000000	TRANSOM CLEAT FOR M1	PCS	10
	EX-7009030000	TRANSOM CLEAT FOR M1 86mm	PCS	10
	EX-7009050000	TRANSOM CLEAT FOR M1 9mm	PCS	10
	EX-7200603800	TRANSOM CLEAT FOR M10911 & M10912+M10913	SET	10
	EX-7200608300	TRANSOM CLEAT FOR M10921 & M10922+M10913	SET	10
	EX-7200615101	TRANSOM CLEAT FOR M10923	SET	10
	EX-7200616500	TRANSOM CLEAT FOR M109415	SET	10
	EX-7200605600	TRANSOM CLEAT FOR M10946	SET	10
	EX-7200610500	TRANSOM CLEAT FOR M10947	SET	10
	EX-7200618011	TRANSOM CLEAT FOR M10978	SET	10
	EX-7205000000	TRANSOM CLEAT FOR M50 CASTED ALUMINIUM	PCS	50
	EX-7205000100	TRANSOM CLEAT FOR M50 INOX	PCS	10
	EX-7205903700	TRANSOM CLEAT FOR M500003	PCS	10

<b>Image</b>	<b>Accessory Code</b>	<b>Description</b>	<b>MU</b>	<b>Min Pack</b>
	EX-7205905200	TRANSOM CLEAT FOR M500005	PCS	10
	EX-7205907200	TRANSOM CLEAT FOR M500007	PCS	10
	EX-7205909200	TRANSOM CLEAT FOR M500009	PCS	10
	EX-7205913200	TRANSOM CLEAT FOR M500011	PCS	10
	EX-7205916200	TRANSOM CLEAT FOR M500013	PCS	10
	EX-7009320000	TRANSOM CONNECTOR FOR M3 & M4	PCS	10
	EX-7200081000	TRANSOM JOINT FOR M10800	PCS	10
	EX-7200785010	VARIABLE TRANSOM CLEAT FOR M10921 & M10922+M10913	SET	10
	EX-7205601100	Z SHAPE MULLION JOINT M6	PCS	10



Commercial Group:

## FACADE COVERS

Alumil system accessories guaranteed for perfect fitting and operation. Alumil systems are certified with Alumil accessories. All Alumil accessories are covered by the Alumil accessories guarantee.



Image	Accessory Code	Description	MU	Min Pack
	EX-7109010003	CAP FOR M1 TRANSOM 38mm BLACK	PCS	10
	EX-7109010002	CAP FOR M1 TRANSOM 38mm WHITE	PCS	10
	EX-7109040003	CAP FOR M1 TRANSOM 86mm BLACK	PCS	10
	EX-7109040002	CAP FOR M1 TRANSOM 86mm WHITE	PCS	10
	EX-7107002900	END CAP FOR MULLION-MULLION CONNECTION M7 BLACK	PCS	10
	EX-7105005303	END CAP FOR M500053 BLACK	PAIR	10
	EX-7105007703	END CAP FOR M500077 BLACK	PAIR	10
	EX-7105007803	END CAP FOR M500078 BLACK	PAIR	10
	EX-7105007903	END CAP FOR M500079 BLACK	PAIR	10
	EX-7105008203	END CAP FOR M500082 BLACK	PAIR	10

Image	Accessory Code	Description	MU	Min Pack
	EX-7106500500	END CAP FOR M65 TRANSOM	PCS	10
	EX-7109330500	END CAP FOR M9950 TRANSOM BLACK	PCS	10
	EX-7101091150	END CAP FOR TRANSOM CLEAT M10911 EPDM BLACK	SET	10
	EX-7101091250	END CAP FOR TRANSOM CLEAT M10912 EPDM BLACK	SET	10
	EX-7101092150	END CAP FOR TRANSOM CLEAT M10921 EPDM BLACK	SET	10
	EX-7101092250	END CAP FOR TRANSOM CLEAT M10922 EPDM BLACK	SET	10
	EX-7101092350	END CAP FOR TRANSOM CLEAT M10923 EPDM BLACK	SET	10
	EX-7101941550	END CAP FOR TRANSOM CLEAT M109415 EPDM BLACK	PAIR	10
	EX-7101941750	END CAP FOR TRANSOM CLEAT M109417 EPDM BLACK	PAIR	10
	EX-7101094650	END CAP FOR TRANSOM CLEAT M10946 EPDM BLACK	PAIR	10
	EX-7101094750	END CAP FOR TRANSOM CLEAT M10947 EPDM BLACK	PAIR	10
	EX-7101097850	END CAP FOR TRANSOM CLEAT M10978 EPDM BLACK	SET	10
	EX-7105000200	END CAP FOR TRANSOM CLEAT M50	PCS	10
	EX-7107141703	END CAP FOR TRANSOMS M70014 - M70017 BLACK	PCS	10
	EX-7107182003	END CAP FOR TRANSOMS M70018 - M70020 BLACK	PCS	10

Image	Accessory Code	Description	MU	Min Pack
	EX-7100081300	END CAP M9917 BLACK	PAIR	10
	EX-7105000300	MULLION WATER EVACUATION ACC. M50 24-42mm MIDDLE	PCS	10
	EX-7101092000	MULLION WATER EVACUATION ACCESSORY M6 MIDDLE POS	PCS	10
	EX-7105000100	MULLION WATER EVACUATION ACCESSORY M50 LOWER POS	PCS	10
	EX-7101091000	MULLION WATER EVACUATION ACCESSORY M6 LOWER POS	PCS	10
	EX-7101091903	MULLION WATER EVACUATION ACCESSORY M6 MIDDLE POS	PCS	10
	EX-7107000300	MULLION WATER EVACUATION FOR M7	PCS	10
	EX-7206501600	POSITIONING GUIDE M650016	PCS	10
	EX-7206000103	PVC WATER DRAINAGE FOR ANGLED MULLIONS M6	PAIR	10
	EX-7209330000	SEALING CAP FOR MULLION - TRANSOM CONNECTION M3 & M4	PCS	10
	EX-7206501703	VENTILATION CAP M65 BLACK.	PCS	10
	EX-7101080503	WATER DRAINAGE CAP FOR M10805 BLACK	PAIR	10

Commercial Group:

## FACADE INSULATORS

Alumil system accessories guaranteed for perfect fitting and operation. Alumil systems are certified with Alumil accessories. All Alumil accessories are covered by the Alumil accessories guarantee.













Image	Accessory Code	Description	MU	Min Pack
	EX-7201999200	ALUMINIUM BUTYL TAPE 100x0,6mm	MET	10
	EX-7201999500	ALUMINIUM BUTYL TAPE 50x0,6mm	MET	10
	EX-7209015000	ALUMINIUM-BUTYL TAPE 150mmx0.8mm	MET	10
	EX-7209074500	ALUMINIUM-BUTYL TAPE 50mmx1,0mm	MET	10
	EX-7201810503	ONE SIDE ADHESHIVE TAPE 18x10,5mm	MET	10
	EX-7201807503	ONE SIDE ADHESHIVE TAPE 18x7,5mm	MET	10
	EX-7200491800	TWO SIDE ADHESHIVE TAPE CLEAR 15mmX2,0mmX16,5m	MET	33
	EX-7200491000	TWO SIDE ADHESHIVE TAPE CLEAR 25mmX1,13mmX33m	MET	33
	EX-7209460000	TWO SIDE ADHESHIVE TAPE 10x2mm	MET	10
	EX-7202715000	VITO GLAZING MOUNT 400 6,4mmx6mmx10m	PCS	10

Image	Accessory Code	Description	MU	Min Pack
	EX-7200321020	VITO GLAZINGMOUNT 400 - 3.2MMX9MM	MET	4

Commercial Group:

## FACADE OTHERS

Alumil system accessories guaranteed for perfect fitting and operation. Alumil systems are certified with Alumil accessories. All Alumil accessories are covered by the Alumil accessories guarantee.



Image	Accessory Code	Description	MU	Min Pack
	EX-7201096500	ALUMINIUM GLAZING WEDGE FOR TRANSOM M10911	PCS	10
	EX-7200081503	FACING GLAZING WEDGE 24mm M3-M4	PCS	10
	EX-7106500300	GALVANIZED LIFT PLATE FOR M65 CURTAIN WALL	PCS	10
	EX-7200098400	GLAZING WEDGE 24mm M3-M4	PCS	10
	EX-7205016150	PLASTIC PART OF GLAZING WEDGE M50 EPDM	PCS	10
	EX-7205019200	PLASTIC PART OF GLAZING WEDGE M50 34mm	PCS	10
	EX-7205019300	PLASTIC PART OF GLAZING WEDGE M50 40mm	PCS	10
	EX-7205006100	SETTING BLOCK 24-30mm M50	SET	10
	EX-7205006200	SETTING BLOCK 30-36mm M50	SET	10
	EX-7205006300	SETTING BLOCK 36-42mm M50	SET	10

Commercial Group:

## FACADE THERMAL BRAKE

Alumil system accessories guaranteed for perfect fitting and operation. Alumil systems are certified with Alumil accessories. All Alumil accessories are covered by the Alumil accessories guarantee.

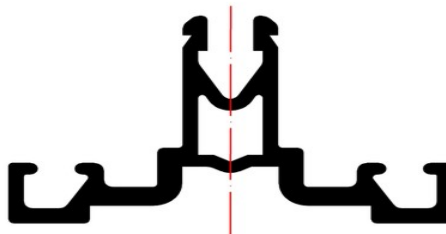














Image	Accessory Code	Description	MU	Min Pack
	EX-7209020000	INSULATING BAR FOR CURTAIN WALL M1 3m	MET	10
	EX-7201091003	INSULATING BAR FOR CURTAIN WALLS 14mm/3m	MET	60
	EX-7201060000	INSULATING BAR FOR CURTAIN WALLS 21,4mm/3m	MET	60
	EX-7201040000	INSULATING BAR FOR CURTAIN WALLS 25,4mm/3m	MET	60
	EX-7201050000	INSULATING BAR FOR CURTAIN WALLS 7mm/3m	MET	72
	EX-7205010000	INSULATING FOAM PROFILE 29x25x2000mm	MET	400
	EX-7203100003	POLYAMIDE FOR M6 STRUCTURAL BLACK	MET	42
	EX-7205010100	PVC CURTAIN WALL END PROFILE 10mm/3m	MET	30
	EX-7205010200	PVC CURTAIN WALL END PROFILE 20mm/3m	MET	30
	EX-7201093101	PVC FOR SINGLE GLAZING M6	MET	60

Image	Accessory Code	Description	MU	Min Pack
	EX-7201099310	PVC FOR STRUCTURAL CURTAIN WALLS M109931 BLACK	MET	10
	EX-6605005001	PVC PROFILE FOR M50 TRANSOM	MET	60
	EX-6605005000	PVC PROFILE FOR M50 TRANSOM FOR WK3	MET	30






Commercial Group:

## GLASS PANE FIXTURES

Alumil system accessories guaranteed for perfect fitting and operation. Alumil systems are certified with Alumil accessories. All Alumil accessories are covered by the Alumil accessories guarantee.



Image	Accessory Code	Description	MU	Min Pack
	EX-7201090000	GLAZING SUPPORT FOR CURTAIN WALLS	PCS	10
	EX-7201096300	GLAZING SUPPORT FOR CURTAIN WALLS 36mm	PCS	10
	EX-7201096400	GLAZING SUPPORT FOR CURTAIN WALLS 41mm	PCS	10
	EX-7202096900	LOCKING FOR STRUCTURAL M7 90	PCS	10

Commercial Group:

## OTHER FACADE LOCKS

Accessories chosen by Alumil for their excellent fitting and quality. All accessories are covered by the Alumil accessories guarantee.














Image	Accessory Code	Description	MU	Min Pack
	EX-7200126700	CURTAIN WALL STRIKER 2 HOLES	PCS	10
	EX-7205011800	DOUBLE LOCKING FOR STRUCTURAL M50	PCS	10
	EX-7205012000	DOUBLE LOCKING FOR STRUCTURAL M6/M50 4+4mm	PCS	10
	EX-7200082000	FIXED SASH SAFETY FASTENER SET M3-M4	PAIR	10
	EX-6301150603	GEAR BOX MECHANISM FOR CURTAIN WALL WINDOWS LEFT	PCS	1
	EX-6300150603	GEAR BOX MECHANISM FOR CURTAIN WALL WINDOWS RIGHT	PCS	1
	EX-7209300203	HANDLE VECALU 25mm FOR TOP HUNG WINDOWS BLACK	PCS	1
	EX-7209300300	KEEPER FOR VECALU HANDLE 9mm	PCS	1
	EX-7201096800	LOCKING FOR STRUCTURAL M6	PCS	10
	EX-7106500600	LOWER LOCKING PART M65	PCS	10

Image	Accessory Code	Description	MU	Min Pack
	EX-7106500800	MIDDLE LOCKING PART M65	PCS	10
	EX-7200098300	SASH SAFETY FASTENER M3, M4	PCS	10
	EX-7205011400	SINGLE LOCKING FOR STRUCTURAL M50	PCS	10
	EX-7205012100	SINGLE LOCKING FOR STRUCTURAL M6/M50 4+4mm	PCS	10
	EX-7106500700	UPPER LOCKING PART M65	PCS	10










# ***FLYSCREEN SYSTEMS***

Commercial Group:

**FLY SCREEN OTHER**

Alumil system accessories guaranteed for perfect fitting and operation. Alumil systems are certified with Alumil accessories. All Alumil accessories are covered by the Alumil accessories guarantee.




Image	Accessory Code	Description	MU	Min Pack
	EX-6550085600	CORNER WITH ROLLER FOR SLIDING M850	SET	1
	EX-7666000103	END COVER SET FOR M13500 FLYSCREEN	SET	10
	EX-7667005200	FLY SCREEN ADHESIVE BAND	MET	10
	EX-6100086103	FLY SCREEN HANDLE BLACK	PCS	1
	EX-6100086147	FLY SCREEN HANDLE NATURAL ANOD 101020	PCS	1
	EX-6100086102	FLY SCREEN HANDLE WHITE	PCS	1
	EX-3110001400	FLY-SCREEN PROFILE M9008 SLIDER	PCS	10
	EX-3110002500	FLY-SCREEN PROFILE M9028 SLIDER	PCS	10
	EX-4725613003	SPRING CLOSING SYSTEM FOR SCREEN DOORS BLACK	PCS	1
	EX-4725613002	SPRING CLOSING SYSTEM FOR SCREEN DOORS WHITE	PCS	1

Commercial Group:

## VERTICAL FLY SCREEN

Alumil roller screen systems for doors and windows. Unobstructed view when the system is rolled in and fully protected by weather. Easy operation vertically or horizontally.



Image	Accessory Code	Description	MU	Min Pack
	EX-7662016000	FLY SCREEN FABRIC 1.6m WITH REEL FOR M13500 6m	PCS	1
	EX-7662024000	FLY SCREEN FABRIC 2.4m WITH REEL FOR M13500 6m	PCS	1
	EX-7666000300	SPRING FOR FLYSCREEN FOR M13500 SHUTTER 45cm	PCS	10

# ***FOAM INSULATION***

Commercial Group:

## FOAM INSULATING PROFILES

Foam heat insulation materials chosen by Alumil for their excellent sealing and insulation. Alumil Systems are certified with Alumil accessories.
















Image	Accessory Code	Description	MU	Min Pack
	EX-7703060800	CORD JOINT $\Phi$ 15	MET	550
	EX-7703017104	CORD JOINT $\Phi$ 20 GREY	MET	350
	EX-7703060700	CORD JOINT $\Phi$ 25	MET	200
	EX-7703060900	CORD JOINT 10mm	MET	1150
	EX-7651361200	MAIN INSULATING PROFILE S13600 180x70x2m	PCS	1
	INT-6603164600	PHONOTHERM INSULATION PANEL FOR DUAL LOW FRAME DRAINAGE S650	BAR	1
	INT-6603164400	PHONOTHERM INSULATION PANEL FOR TRIPLE LOW FRAME DRAINAGE S650	BAR	1
	EX-7651361300	SECONDARY INSULATING PROFILE S13600 92x42x2m	PCS	1
	EX-7651386500	SELF-ADHESIVE INSULATION 115x5mm M13800	MET	25
	EX-7651387500	SELF-ADHESIVE INSULATION 155x5mm M13800	MET	25



Image	Accessory Code	Description	MU	Min Pack
	EX-7651388500	SELF-ADHESIVE INSULATION 190x5mm M13800	MET	25
 ИНЖИОС 20 МЕТРА	EX-7651375000	SELF-ADHESIVE INSULATION 5x6mm M13700	MET	40
	EX-7651360203	SIDE CAP INSULATORS PAIR S13600	PAIR	20
	EX-7651381303	SIDE CAP INSULATORS PAIR 145x191 M13800	PAIR	120
	EX-7651381703	SIDE CAP INSULATORS PAIR 185x191 M13800	PAIR	80
	EX-7651382103	SIDE CAP INSULATORS PAIR 220x220 M13800	PAIR	60
	EX-3130502500	UNDERGLAZING FOAM INSULATION 25X5	MET	300
	EX-3131003000	UNDERGLAZING FOAM INSULATION 30X10	MET	200
	EX-3131744800	UNDERGLAZING FOAM INSULATION 45x17	MET	200

Commercial Group:

## KOOLTHERM

Original Kooltherm ensuring ultra low heat conductivity of Alumil Systems. Closed cell structure prevents passage of water vapour.



Image	Accessory Code	Description	MU	Min Pack
	EX-3131212800	KOOLTHERM 1200x10x128mm	MET	1,2
	EX-3131214200	KOOLTHERM 1200x10x142mm	MET	1,2
	EX-3131201800	KOOLTHERM 1200x10x18mm	MET	249,6
	EX-3131202000	KOOLTHERM 1200x10x20mm	MET	1,2
	EX-3131203000	KOOLTHERM 1200x10x30mm	MET	1,2
	EX-3131204000	KOOLTHERM 1200x10x40mm	MET	1,2
	EX-3131204600	KOOLTHERM 1200x10x46mm	MET	1,2
	EX-3131206000	KOOLTHERM 1200x10x60mm	MET	1,2
	EX-3131207400	KOOLTHERM 1200x10x74mm	MET	1,2
	EX-3131208700	KOOLTHERM 1200x10x87mm	MET	1,2

Image	Accessory Code	Description	MU	Min Pack
	EX-3131200900	KOOLTHERM 1200x10x9mm	MET	1,2
	EX-3131216380	KOOLTHERM 1200x16x38mm	MET	1,2
	EX-3131224450	KOOLTHERM 1200x24x45mm	MET	1,2
	EX-3131226120	KOOLTHERM 1200x26x12mm	MET	1,2
	EX-3131226740	KOOLTHERM 1200x26x74mm	MET	1,2
	EX-3131226840	KOOLTHERM 1200x26x84mm	MET	1,2
	EX-3131228140	KOOLTHERM 1200x28x14mm	MET	1,2
	EX-3131228250	KOOLTHERM 1200x28x25mm	MET	1,2
	EX-3131228310	KOOLTHERM 1200x28x31mm	MET	1,2
	EX-3131228370	KOOLTHERM 1200x28x37mm	MET	1,2
	EX-3131228920	KOOLTHERM 1200x28x92mm	MET	1,2
	EX-3131240137	KOOLTHERM 1200x40x137mm	MET	1,2
	EX-3131240140	KOOLTHERM 1200x40x14mm	MET	1,2
	EX-3131240460	KOOLTHERM 1200x40x46mm	MET	1,2

# ***GASKETS***

Commercial Group:

## BALOON GASKETS

Alumil Gaskets, designed and manufactured for perfect air, water and dust sealing. Made only by the highest grade epdm or fully UV resistant PVC ensure long lasting performance.







Image	Accessory Code	Description	MU	Min Pack
	EX-2206000101	BUBBLE GASKET 7mm ELAPRENE BLACK	MET	320
	EX-2206000201	BUBBLE GASKET 8mm EPDM - EXP BLACK	MET	300
	EX-2206000003	BUBBLE GASKET 7mm PVC BLACK	MET	160

Commercial Group:

## CENTRAL GASKETS

Alumil Gaskets, designed and manufactured for perfect air, water and dust sealing. Made only by the highest grade epdm or fully UV resistant PVC ensure long lasting performance.














Image	Accessory Code	Description	MU	Min Pack
	EX-2506501601	ADHESIVE SPONGE 14x2mm	MET	20
	EX-2101000203	CENTRAL GASKET FOR ZEN PIVOT FRAME M0314 SD100 EPDM BLACK	MET	50
	EX-2101000103	CENTRAL GASKET FOR ZEN PIVOT SASH M0316 SD100 EPDM BLACK	MET	50
	EX-2101140803	CENTRAL GASKET M11000 CONCEALED SASH EPDM BLACK	MET	75
	EX-2101190801	CENTRAL GASKET M11500 CONCEALED SASH EPDM BLACK	MET	60
	EX-2101150001	CENTRAL GASKET M11500 EPDM BLACK	MET	60
	EX-2101500001	CENTRAL GASKET M15000 EPDM BLACK	MET	120
	EX-2101512801	CENTRAL GASKET M15000 PIVOT EPDM BLACK	MET	200
	EX-2100150001	CENTRAL GASKET M150000 EPDM BLACK	MET	120
	EX-2102065001	CENTRAL GASKET M20650 EPDM BLACK	MET	180













Image	Accessory Code	Description	MU	Min Pack
	EX-2102300001	CENTRAL GASKET M23000 EPDM BLACK	MET	75
	EX-2100095001	CENTRAL GASKET M940 EPDM BLACK	MET	200
	EX-2106520001	CENTRAL GASKET M9400 BASIC EPDM BLACK	MET	200
	EX-2107400601	CENTRAL GASKET M9400 EPDM BLACK	MET	120
	EX-2109650001	CENTRAL GASKET M9650 EPDM BLACK	MET	90
	EX-2109660103	CENTRAL GASKET M9660 EPDM BLACK	MET	75
	EX-2109500103	CENTRAL GASKET SD EPDM BLACK	MET	80
	INT-2109500203	CENTRAL GASKET SD95 SKYLIGHT EPDM BLACK	MET	60
	EX-2506768403	CENTRAL GASKET S67 LOW THRESHOLD EPDM BLACK	MET	50
	INT-2107722203	CENTRAL GASKET S77 ECO EPDM BLACK	MET	
	INT-2107751003	CENTRAL GASKET S77 EPDM BLACK	MET	50
	INT-2107722313	CENTRAL GASKET S77 EPDM FOAM BLACK	MET	50
	INT-2507768403	CENTRAL GASKET S77 LOW THRESHOLD EPDM BLACK	MET	10
	INT-2109122303	CENTRAL GASKET S91 EPDM FOAM BLACK	MET	250
	EX-2101100001	CENTRAL GASKET M11000-M9760-M30600 EPDM BLACK	MET	75

Image	Accessory Code	Description	MU	Min Pack
	EX-2102050101	CENTRAL GASKET M20000-M20500-M23500 EPDM BLACK	MET	90
	EX-6607000203	GASKET FOR FOR LOWER CENTRAL SEAL FOR 90°CUT S700 EPDM BLACK	PCS	1
	EX-2501112001	GASKET FOR M11000 AUTOMATIC DOOR EPDM BLACK	MET	60
	INT-2400173703	GASKET FOR S700 SHUTTER S70737 EPDM BLACK	MET	400
	EX-7920701000	SELF-ADHESIVE INSULATION 70x10mm	MET	400
	INT-2107715703		MET	50



Commercial Group:

## FACADE GASKETS

Alumil Gaskets, designed and manufactured for perfect air, water and dust sealing. Made only by the highest grade epdm or fully UV resistant PVC ensure long lasting performance.













Image	Accessory Code	Description	MU	Min Pack
	EX-2309425003	CURTAIN WALL GASKET M50 SG PROJECTING SASH EPDM BLACK	MET	150
	EX-2306500601	CURTAIN WALL GASKET M65 EPDM BLACK	MET	100
	EX-2306500301	CURTAIN WALL GASKET VERTICAL M65 EPDM BLACK	MET	40
	EX-2306500201	CURTAIN WALL GASKET M65 EPDM BLACK	MET	100
	EX-2306598201	CURTAIN WALL GASKET PROJECTING M65 EPDM BLACK	MET	60
	EX-2301091401	CURTAIN WALL GASKET BUBBLE EPDM BLACK	MET	240
	EX-2300091701	CURTAIN WALL GASKET CONCEALED SASH M6-M7-M50 EPDM BLACK	MET	100
	EX-2308430501	CURTAIN WALL GASKET DOUBLE BUBBLE SHORT FOR CORN. CONSTR. M3-M4 EPDM BLACK	MET	75
	EX-2309431001	CURTAIN WALL GASKET DOUBLE BUBBLE TALL FOR CORN. CONSTR. M3-M4 EPDM BLACK	MET	40
	EX-2309800001	CURTAIN WALL GASKET FOR CORNER CONSTRUCTION M3 SHORT EPDM BLACK	MET	50
















Image	Accessory Code	Description	MU	Min Pack
	EX-2309801001	CURTAIN WALL GASKET FOR CORNER CONSTRUCTION M3 TALL EPDM BLACK	MET	25
	EX-2309900201	CURTAIN WALL GASKET FOR CORNER CONSTRUCTION M3-M4 EPDM BLACK	MET	1
	EX-2309600001	CURTAIN WALL GASKET FOR COVER HOLDING CORNER CONSTR. M3-M4 EPDM BLACK	MET	250
	EX-2300091501	CURTAIN WALL GASKET FOR GLAZING M51 EPDM BLACK	MET	150
	EX-2305005101	CURTAIN WALL GASKET FOR PRESSURE PLATE M7-M50 EPDM BLACK	MET	90
	EX-2301097103	CURTAIN WALL GASKET FOR STRUCTURAL M50, M6, M7	MET	30
	EX-2301095701	CURTAIN WALL GASKET FRAME PROJECTING M6 No1 EPDM BLACK	MET	150
	EX-2301095501	CURTAIN WALL GASKET FRAME PROJECTING M6 No2 EPDM BLACK	MET	75
	EX-2300095301	CURTAIN WALL GASKET LINEAR M6 EPDM BLACK	MET	75
	EX-2305000001	CURTAIN WALL GASKET MULLION EPDM BLACK	MET	120
	EX-2309110301	CURTAIN WALL GASKET MULLION M1 3mm EPDM BLACK	MET	200
	EX-2309959001	CURTAIN WALL GASKET MULLION M3-M4 EPDM BLACK	MET	100
	EX-2309411001	CURTAIN WALL GASKET MULLION M3-M4 12mm EPDM BLACK	MET	80
	EX-2301080101	CURTAIN WALL GASKET MULLION M6-M7 6mm EPDM BLACK	MET	150
	EX-2301091003	CURTAIN WALL GASKET MULLION 12mm EPDM BLACK	MET	100





























Image	Accessory Code	Description	MU	Min Pack
	EX-2309956001	CURTAIN WALL GASKET MULLION-TRANSOM M3-M4 EPDM BLACK	MET	50
	EX-2305100103	CURTAIN WALL GASKET M51 18,1mm EPDM BLACK	MET	100
	EX-2305100203	CURTAIN WALL GASKET M51 8mm EPDM BLACK	MET	300
	EX-2305001801	CURTAIN WALL GASKET M6-M7-M50 M500018 EPDM BLACK	MET	50
	EX-2306500101	CURTAIN WALL GASKET M65 EPDM BLACK	MET	45
	EX-2306500501	CURTAIN WALL GASKET M65 PROJECTING SASH EPDM BLACK	MET	100
	EX-2505000101	CURTAIN WALL GASKET NECK OF M50 TRANSOM EPDM BLACK	MET	150
	EX-2301092901	CURTAIN WALL GASKET PLATE M6 3mm EPDM BLACK	MET	100
	EX-2301091601	CURTAIN WALL GASKET PLATE 5mm EPDM BLACK	MET	80
	EX-2301091301	CURTAIN WALL GASKET PRES PLATE M6 EPDM BLACK	MET	80
	EX-2301095601	CURTAIN WALL GASKET PROJECTING CONCEALED SASH M6-M7-M50 EPDM BLACK	MET	150
	EX-2306500401	CURTAIN WALL GASKET PROJECTING M65 EPDM BLACK	MET	40
	EX-2309900001	CURTAIN WALL GASKET SASH M3-M4 EPDM BLACK	MET	180
	EX-2309410001	CURTAIN WALL GASKET SEAL SASH C/W-MULLION M3-M4 8mm EPDM BLACK	MET	100
	EX-2309400001	CURTAIN WALL GASKET SEAL SASH M50-M51-TRANSOM M3/M4 EPDM BLACK	MET	150

Image	Accessory Code	Description	MU	Min Pack
	EX-2309420001	CURTAIN WALL GASKET SEAL SASH 14mm EPDM BLACK	MET	200
	EX-2301098201	CURTAIN WALL GASKET STRUCTURAL PROJECTING SASH EPDM BLACK	MET	40
	EX-2309955001	CURTAIN WALL GASKET TRANSOM M3-M4 EPDM BLACK	MET	200
	EX-2305005001	CURTAIN WALL GASKET TRANSOM M50 EPDM BLACK	MET	100
	EX-2301091103	CURTAIN WALL GASKET TRANSOM 3,5mm EPDM BLACK	MET	200
	EX-2305005203	CURTAIN WALL GASKET WATER-EVAC M6-M7-M50 EPDM BLACK	MET	150
	EX-2309490801	CURTAIN WALL GASKET WEDGE 8mm EPDM BLACK	MET	80
	EX-2309450501	CURTAIN WALL GASKET WEDGE-SPACER 5mm EPDM BLACK	MET	200
	EX-2309450801	CURTAIN WALL GASKET WEDGE-SPACER 8mm EPDM BLACK	MET	200
	EX-2308500203	CURTAIN WALL M85 FRAME GASKET	MET	45
	EX-2308500303	CURTAIN WALL M85 FRAME GASKET VERTICAL	MET	30
	EX-2300095901	EXPANSION JOINT GASKET FOR BLADE 6mm EPDM BLACK	MET	100
	EX-2300492501	GASKET FOR POLYCARBONATE EPDM BLACK	MET	200
	EX-2551097103	VULCANIZED CROSS FOR STRUCTURAL GASKET 2301097103 EPDM BLACK	PCS	1

Commercial Group:

## FLY SCREEN GASKETS

Alumil Gaskets, designed and manufactured for perfect air, water and dust sealing. Made only by the highest grade epdm or fully UV resistant PVC ensure long lasting performance.









Image	Accessory Code	Description	MU	Min Pack
	EX-2500622033	GASKET FOR FLY-SCREEN 6,4mm PVC BLACK	MET	250
	EX-2500622034	GASKET FOR FLY-SCREEN 6,4mm PVC GREY	MET	250
	EX-2500622032	GASKET FOR FLY-SCREEN 6,4mm PVC WHITE	MET	250
	EX-2500731033	GASKET FOR FLY-SCREEN 7,7mm PVC BLACK	MET	200
	EX-2500731032	GASKET FOR FLY-SCREEN 7,7mm PVC WHITE	MET	200

Commercial Group:

## FRAME GASKETS

Alumil Gaskets, designed and manufactured for perfect air, water and dust sealing. Made only by the highest grade epdm or fully UV resistant PVC ensure long lasting performance.



















Image	Accessory Code	Description	MU	Min Pack
	EX-2501102401	GASKET FOR ADDITIONAL PROFILE OF M11000-M11500-M20000-M20500 DOOR FRAME EPDM BLACK	MET	200
	EX-2501116302	GASKET FOR ADDITIONAL PROFILE OF M11000-M9760 DOOR FRAME EPDM BLACK	MET	50
	EX-2501166301	GASKET FOR ADDITIONAL PROFILE OF M11500 DOOR FRAME EPDM BLACK	MET	60
	EX-2501117001	GASKET FOR DOOR SEALING M11000-M11500-M15000-M9400-M9650 EPDM BLACK	MET	300
	EX-2501127001	GASKET FOR DOOR SEALING M11000-M11500-M15000-M9400-M9650 EPDM BLACK	MET	150
	EX-2501122601	GASKET FOR DOOR SEALING M11000-M11500-M15000-M9650 EPDM BLACK	MET	250
	EX-2501552001	GASKET FOR FRAMES 14mm EPDM BLACK	MET	100
	EX-2501552801	GASKET FOR FRAMES 21,4mm EPDM BLACK	MET	75
	EX-2501551301	GASKET FOR FRAMES-S700 TRIMMING PROFILES 6,5mm EPDM BLACK	MET	150
	EX-2506200001	GASKET FOR M9400 FRAMES-M9050 TRIMMING PROFILES 3,4mm PVC BLACK	MET	340

Image	Accessory Code	Description	MU	Min Pack
	EX-7670030401	GASKET FOR P100 EPDM BLACK	MET	200
	EX-7670060201	GASKET FOR P100-P200-C/W WINDOWS EPDM BLACK	MET	200
	EX-2500934701	GASKET FOR SEALING ADDITIONAL PROFILE M9347 OF M9400 DOOR ELAPRENE BLACK	MET	60
	EX-2507751003	GASKET FOR S77 FRAME COUPLING EPDM BLACK	MET	30
	EX-2400150201	GASKET FOR M150000 ENTRANCE WITH GEZE MECHANISM EPDM BLACK	MET	50
	EX-2501116501	SEAL GASKET FOR ENTRANCE DOOR FRAMES EPDM BLACK	MET	200

Commercial Group:

**GASKETS FOR ACCORDION**

Alumil Gaskets, designed and manufactured for perfect air, water and dust sealing. Made only by the highest grade epdm or fully UV resistant PVC ensure long lasting performance.






Image	Accessory Code	Description	MU	Min Pack
	EX-2500983401	GASKET FOR BIFOLDIND DOOR SASH EPDM BLACK	MET	150
	EX-2109800001	GASKET FOR MID BIFOLDIND DOOR SASH - S700 MEETING STILE EPDM BLACK	MET	80



Commercial Group:

## GASKETS VULCANIZED CORNER

Alumil Gaskets, designed and manufactured for perfect air, water and dust sealing. Made only by the highest grade epdm or fully UV resistant PVC ensure long lasting performance.

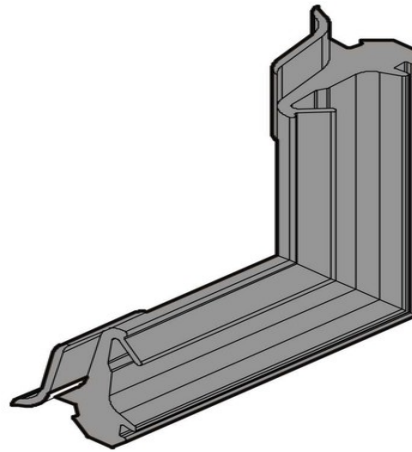










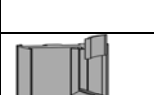

Image	Accessory Code	Description	MU	Min Pack
	INT-2559500103	VULCANISED CORNER FOR SD CENTAL GASKET EPDM BLACK	PCS	24
	INT-2557722303	VULCANISED CORNER FOR S77 CENTRAL GASKET EPDM FOAM BLACK	PCS	4
	INT-2559122303	VULCANISED CORNER FOR S91 CENTRAL GASKET EPDM FOAM BLACK	PCS	4
	EX-2559959401	VULCANIZED CORNER BRACKET-TRANSOM M3-M4 LEFT EPDM BLACK	PCS	120
	EX-2559959301	VULCANIZED CORNER BRACKET-TRANSOM M3-M4 RIGHT EPDM BLACK	PCS	120
	INT-2557002303	VULCANIZED CORNER FOR LOWER SASH GASKET S700 2407001003 EPDM BLACK	PAIR	50
	EX-2555000201	VULCANIZED CORNER FOR MULLION GASKET 2305000001 M50 LEFT EPDM BLACK	PCS	90
	EX-2555000101	VULCANIZED CORNER FOR MULLION GASKET 2305000001 M50 RIGHT EPDM BLACK	PCS	90
	EX-2551150001	VULCANIZED CORNER FOR M11500 CENTRAL GASKET EPDM BLACK	PCS	70
	EX-2551190801	VULCANIZED CORNER FOR M11500 CONCEALED SASH CENTRAL GASKET EPDM BLACK	PCS	30


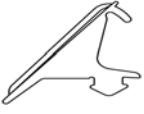





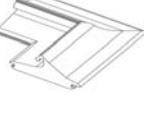


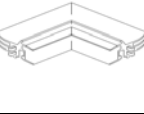
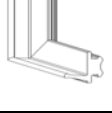
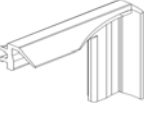
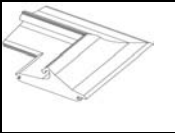
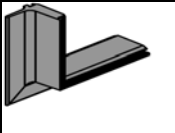



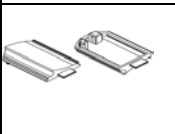
Image	Accessory Code	Description	MU	Min Pack
	EX-2551500001	VULCANIZED CORNER FOR M15000 CENTRAL GASKET EPDM BLACK	PCS	160
	EX-2502050101	VULCANIZED CORNER FOR M2000-M20500-M23500 CENTRAL GASKET EPDM BLACK	PCS	100
	EX-2552065001	VULCANIZED CORNER FOR M20650 CENTRAL GASKET EPDM BLACK	PCS	120
	EX-2552300001	VULCANIZED CORNER FOR M23000 CENTRAL GASKET EPDM BLACK	PCS	42
	EX-2551091200	VULCANIZED CORNER FOR M6-M7-M50 TRANSOM GASKET LEFT EPDM BLACK	PCS	120
	EX-2551091100	VULCANIZED CORNER FOR M6-M7-M50 TRANSOM GASKET RIGHT EPDM BLACK	PCS	120
	EX-2507407401	VULCANIZED CORNER FOR M9400 CENTRAL GASKET EPDM BLACK	PCS	120
	EX-2559650001	VULCANIZED CORNER FOR M9650 CENTRAL GASKET EPDM BLACK	PCS	100
	EX-2559660103	VULCANIZED CORNER FOR M9660 CENTRAL GASKET EPDM BLACK	PCS	4
	INT-2557001103	VULCANIZED CORNER FOR SASH GASKET S700 2407000203 EPDM BLACK	PCS	150
	EX-2550058400	VULCANIZED CORNER FOR SASHES S560 - S584 EPDM BLACK	PAIR	50
	EX-2551098200	VULCANIZED CORNER FOR STRUCTURAL CURTAIN WALL GASKET 2301098201 EPDM BLACK	PCS	4
	EX-2550045601	VULCANIZED CORNER FOR S560 SASH GASKET EPDM BLACK	PCS	100
	INT-2557751003	VULCANIZED CORNER FOR S77 CENTRAL GASKET EPDM BLACK	PCS	4
	INT-2557001203	VULCANIZED CORNER FOR UPPER SASH GASKET S700 2407000103 EPDM BLACK	PAIR	100

Image	Accessory Code	Description	MU	Min Pack
	EX-2501101101	VULCANIZED CORNER FOR M11000-M9760-M30600 CENTRAL GASKET EPDM BLACK	PCS	60
	EX-2559900001	VULCANIZED CORNER FOR M3-M4 SASH GASKET 2309900001 EPDM BLACK	PCS	210
	EX-2556500401	VULCANIZED CORNER FOR M6-M7-M65 PROJECTING CENTRAL GASKET 2306500401 EPDM BLACK	PCS	10
	EX-2556500501	VULCANIZED CORNER FOR M6-M7-M65 PROJECTING FRAME GASKET 2306500501 EPDM BLACK	PCS	160
	EX-2556500601	VULCANIZED CORNER FOR M65 GLAZING GASKET 2306500601 EPDM BLACK	PCS	120
	INT-2559500303	VULCANIZED PIECE FOR SD CENTRAL GASKET - FRAME PVC CONNECTOR EPDM BLACK	PAIR	40

Commercial Group:

## GLAZING GASKETS

Alumil Gaskets, designed and manufactured for perfect air, water and dust sealing. Made only by the highest grade epdm or fully UV resistant PVC ensure long lasting performance.














Image	Accessory Code	Description	MU	Min Pack
	EX-2000115411	GASKET FOR GLAZING BEADS FOR INSULATION PLUGGED EPDM BLACK	MET	200
	EX-2000820203	GLAZING GASKET M8200 8+8mm	MET	75
	INT-2003065003	GLAZING GASKET S650	MET	400
	EX-2000820303	HANDRAIL GASKET EPDM M8200 8+8mm	MET	30
	EX-2001140201	OUTSIDE GLAZING GASKET FOR CONCEALED SASH M11000-M11500 13mm EPDM BLACK	MET	100
	EX-2000686503	OUTSIDE GLAZING GASKET FOR CONCEALED SASH M11000-M11500-M15000 5mm EPDM BLACK	MET	200
	EX-2000103501	OUTSIDE GLAZING GASKET PLUGGED WITH FLAT HEAD 3-4mm EPDM BLACK	MET	200
	EX-2000686001	OUTSIDE GLAZING GASKET PLUGGED 3mm EPDM BLACK	MET	200
	EX-2006831003	OUTSIDE GLAZING GASKET SLIPPED 3mm PVC BLACK	MET	160
	EX-2021115101	OUTSIDE GLAZING INSULATING GASKET FOR HINGED SYSTEMS 4-5mm EPDM BLACK	MET	75

Image	Accessory Code	Description	MU	Min Pack
	EX-2007000503	OUTSIDE GLAZING INSULATING GASKET FOR SLIDING SYSTEMS 4-5mm EPDM BLACK	MET	100

Commercial Group:

## OTHER GASKETS

Alumil Gaskets, designed and manufactured for perfect air, water and dust sealing. Made only by the highest grade epdm or fully UV resistant PVC ensure long lasting performance.

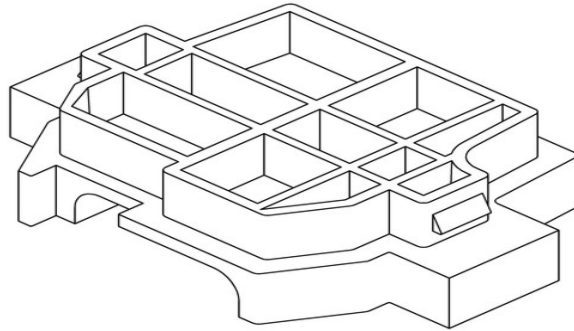



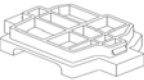
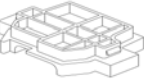



Image	Accessory Code	Description	MU	Min Pack
	INT-2400570200	ADHESIVE FOAM GASKET 40X37.6X2mm	PCS	1
	INT-3110373403	GASKET FOR ADJ. PROFILE END COVER MEETING STILE S700 EPDM BLACK	PCS	10
	INT-3110473413	GASKET FOR LEFT ADJ. PR. END COVER MEETING STILE S700 SHORT FRAME EPDM BLACK	PCS	10
	INT-3110473403	GASKET FOR RIGHT ADJ. PR. END COVER MEETING STILE S700 SHORT FRAME EPDM BLACK	PCS	10
	EX-2400102603	GASKET FOR ROLLER GARAGEDOOR M13000 EPDM BLACK	MET	180
	INT-2407000403	GASKET FOR SEALING S700 PVC GUIDE EPDM BLACK	MET	400
	INT-2507791803	GASKET FOR S77 CONCEALED SHASH-LOW THRESHOLD EPDM BLACK	MET	
	INT-2507707203	GASKET FOR S77 LOW THRESHOLD EPDM BLACK	MET	150
	EX-2500100105	GASKET FOR ZEN LED HANDLE EPDM BLACK	MET	10
	EX-2201000403	GASKET FOR ZEN PIVOT SASH M0316 SD100 EPDM BLACK	MET	200

Image	Accessory Code	Description	MU	Min Pack
	EX-2201000303	GASKET FOR ZEN PIVOT SASH SD100 EPDM BLACK	MET	100

Commercial Group:

## ROLLER SHUTTER GASKETS

Alumil Gaskets, designed and manufactured for perfect air, water and dust sealing. Made only by the highest grade epdm or fully UV resistant PVC ensure long lasting performance.

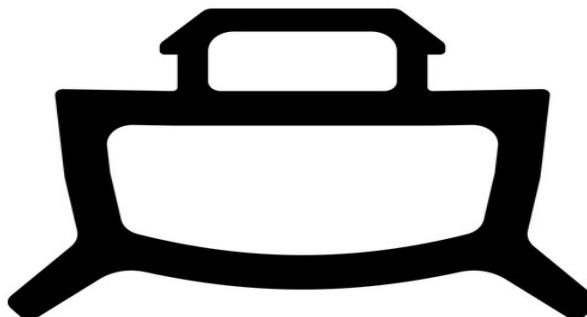




Image	Accessory Code	Description	MU	Min Pack
	EX-2401360003	GASKET FOR TERMINAL PROFILE 303022 EPDM BLACK	MET	50
	EX-2401360203	RIGID PVC GASKET FOR SHUTTER GUIDE 4mm	MET	400



Commercial Group:

## SLIDING GASKETS

Alumil Gaskets, designed and manufactured for perfect air, water and dust sealing. Made only by the highest grade epdm or fully UV resistant PVC ensure long lasting performance.








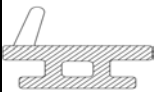









Image	Accessory Code	Description	MU	Min Pack
	EX-2000030201	CURTAIN WALL GASKET FOR DOORS M65 EPDM BLACK	MET	150
	INT-2406500003	GASKET FOR COVERING FLAT S650 GUIDE EPDM BLACK	MET	75
	EX-2400031201	GASKET FOR COVERING FRAME QUIDES EPDM BLACK	MET	300
	EX-2407000603	GASKET FOR COVERING S700 SHORT FRAME GUIDE - S650 SUBSILL EPDM BLACK	MET	90
	EX-2400046201	GASKET FOR HOOK EPDM BLACK	MET	200
	EX-2408100001	GASKET FOR HOOK-SHUTTER ADJOINING PROFILE-SUITE 150 FRAME EPDM BLACK	MET	500
	EX-2401460003	GASKET FOR M14600 NARROW HOOK EPDM BLACK	MET	200
	EX-2400034301	GASKET FOR M23300 SASH EPDM BLACK	MET	300
	EX-2403070103	GASKET FOR S30700 SASH EPDM BLACK	MET	150
	EX-7670030203	GASKET FOR S350 MEETING STILE- FRAME OF SUITE-LINEAR EPDM BLACK	MET	200

Image	Accessory Code	Description	MU	Min Pack
	EX-2400135603	GASKET FOR S350 MEETING STILE WITH NARROW SASH EPDM BLACK	MET	75
	EX-2200004601	GASKET FOR S440 HOOK ELAPRENE BLACK	MET	500
	INT-2404403603	GASKET FOR S440 MEETING STILE EPDM BLACK	MET	
	EX-2400045601	GASKET FOR S560-M23300 SASH EPDM BLACK	MET	200
	INT-2407001003	GASKET FOR S700 BOTTOM SASH EPDM BLACK	MET	100
	EX-2400033201	GASKET FOR S700 CORNER CONSTRUCTION DOUBLE EPDM BLACK	MET	50
	INT-2407000503	GASKET FOR S700 HOOK EPDM BLACK	MET	300
	INT-2407000203	GASKET FOR S700 SASH EPDM BLACK	MET	160
	INT-2407000703	GASKET FOR S700 SASH S70776 BOTTOM EPDM FOAM BLACK	MET	75
	INT-2407000803	GASKET FOR S700 SASH S70776 UPPER EPDM FOAM BLACK	MET	50
	INT-2407000103	GASKET FOR S700 UPPER SASH EPDM BLACK	MET	150
	INT-2407000903	GASKET FOR S700 WATER DRAINAGE EPDM FOAM BLACK	MET	50
	EX-2400033101	GASKET FOR S700-S650 CORNER CONSTRUCTION EPDM BLACK	MET	200
	EX-2401360113	RIGID PVC GASKET FOR SHUTTER RAIL 2.7mm BAR 4,5m	MET	4,5

Commercial Group:

## WEDGE GASKETS

Alumil Gaskets, designed and manufactured for perfect air, water and dust sealing. Made only by the highest grade epdm or fully UV resistant PVC ensure long lasting performance.

























Image	Accessory Code	Description	MU	Min Pack
	EX-2309500801	CURTAIN WALL GASKET WEDGE 11-13mm EPDM BLACK	MET	100
	EX-2000800801	GLAZING GASKET 8mm EPDM BLACK	MET	60
	EX-2001142001	GLAZING GASKET FOR CONCEALED SASH 3mm EPDM BLACK	MET	75
	EX-2001191201	GLAZING GASKET FOR CONCEALED SASH 3mm EPDM SHORT BLACK	MET	100
	INT-2207798903	GLAZING GASKET FOR S77 CONCEALED SASH EPDM BLACK	MET	100
	EX-2000801001	GLAZING GASKET 10mm EPDM BLACK	MET	60
	EX-2000021003	GLAZING GASKET 10mm PVC BLACK	MET	60
	EX-2000800201	GLAZING GASKET 2mm EPDM BLACK	MET	400
	EX-2000020203	GLAZING GASKET 2mm PVC BLACK	MET	200
	EX-2000800301	GLAZING GASKET 3mm EPDM BLACK	MET	300

Image	Accessory Code	Description	MU	Min Pack
	EX-2000020303	GLAZING GASKET 3mm PVC BLACK	MET	150
	EX-2000800401	GLAZING GASKET 4mm EPDM BLACK	MET	250
	EX-2000020403	GLAZING GASKET 4mm PVC BLACK	MET	150
	EX-2000800501	GLAZING GASKET 5mm EPDM BLACK	MET	150
	EX-2000020503	GLAZING GASKET 5mm PVC BLACK	MET	100
	EX-2000800601	GLAZING GASKET 6mm EPDM BLACK	MET	100
	EX-2000020603	GLAZING GASKET 6mm PVC BLACK	MET	80
	EX-2000800701	GLAZING GASKET 7mm EPDM BLACK	MET	80
	EX-2000020703	GLAZING GASKET 7mm PVC BLACK	MET	80
	EX-2000020803	GLAZING GASKET 8mm PVC BLACK	MET	60
	EX-2001115701	GLAZING INSULATING GASKET 4-5mm EPDM BLACK	MET	180
	EX-2001115601	GLAZING INSULATING GASKET 6-8mm EPDM BLACK	MET	120

Commercial Group:

## WINGLET GASKET

Alumil Gaskets, designed and manufactured for perfect air, water and dust sealing. Made only by the highest grade epdm or fully UV resistant PVC ensure long lasting performance.




















Image	Accessory Code	Description	MU	Min Pack
	EX-2308500103	CURTAIN WALL M85 SASH GASKET	MET	75
	EX-2100150101	GASKET FOR M150000 SASH EPDM BLACK	MET	120
	EX-2402066403	GASKET FOR SHUTTER M20664 EPDM BLACK	MET	75
	EX-2409390203	GASKET FOR SHUTTER SASH EPDM BLACK	MET	400
	EX-2200093001	GASKET FOR S650 HOOK EPDM BLACK	MET	300
	EX-2201144912	GASKET FOR UPHOLDING GLAZING BEAD EPDM GREY	MET	400
	EX-2200093003	SEAL GASKET FRAME DUAL WALL 3,5mm EPDM BLACK	MET	300
	EX-2201100101	SEAL GASKET FRAME 2mm EPDM BLACK	MET	400
	EX-2201100201	SEAL GASKET SASH DUAL WALL 3,5mm EPDM BLACK	MET	300
	EX-2207000003	SEAL GASKET SASH EPDM 5MM BLACK	MET	150

Image	Accessory Code	Description	MU	Min Pack
	EX-2206300001	SEAL GASKET 3,5mm EPDM BLACK	MET	300
	EX-2206480001	SEAL GASKET 3,5mm EXPANDED EPDMBLACK	MET	300
	EX-2202300503	SEAL GASKET 4mm ΑΛΟΥΜΙΝΙΟ-ΕΥΛΟ, SD EPDM BLACK	MET	140
	EX-2202300542	SEAL GASKET 4mm ΑΛΟΥΜΙΝΙΟ-ΕΥΛΟ, SD EPDM BROWN	MET	140
	EX-2201500101	SEAL GASKET 5mm EPDM BLACK	MET	300
	EX-2201518201	SEAL GASKET 5mm FOR ENTRANCE DOORS EPDM BLACK	MET	100
	EX-2201518209	SEAL GASKET 5mm FOR ENTRANCE DOORS SILICONE BLACK	MET	200

## ***GU MECHANISMS - LOCKS***

Commercial Group:

## GU 939 - 937 - 934 MECHANISM

Alumil Branded Lift and Slide mechanism ensuring perfect sealing and smooth operation for sliding systems. For sashes up to 400kg, corrosion resistance up to 1000h and 5 year operational guarantee. Operated with Alumil handles.











Image	Accessory Code	Description	MU	Min Pack
	EX-4154880000	BASIC ROLLER KIT GU 934 300kg	PCS	1
	EX-4151672100	BASIC ROLLER KIT GU 937 200kg	SET	1
	EX-4195800000	BASIC ROLLER KIT GU 939 90kg	PCS	1
	EX-4152814900	CONNECTION ROD SUPPORT GU 934/937	PCS	1
	EX-4151780400	EXTRA ROLLER KIT GU 934 400kg	SET	1
	EX-4153452411	GEAR GU 934/937 Sh:1851-2365mm WITH MUSHROOM SILVER ALUMIL	PCS	1
	EX-4153452811	GEAR GU 934/937 Sh:2115-2765mm WITH MUSHROOM SILVER ALUMIL	PCS	1
	EX-4157295409	GEAR TO ROLLER CONNECTION SUPPORT PIECE 15mm GU 934/937	PCS	1
	EX-4151202403	GU 934/937 STOPPER BLACK	PCS	1
	EX-4151905303	HANDLE DAMPENER KIT GU 934/937 >200kg	PCS	1



















Image	Accessory Code	Description	MU	Min Pack
	EX-4153050100	LIFT SLIDE GEAR EXTENSION GU 934/937 SILVER	PCS	1
	EX-4150300011	LIFT SLIDE GEAR EXTENSION GU 934/937 WITH LOCKING POINT SILVER	PCS	1
	EX-4195131900	LIFT SLIDE GEAR GU 939 1175-1850 SILVER	PCS	1
	EX-4195134400	LIFT SLIDE GEAR GU 939 1805-2350 SILVER	PCS	1
	EX-4150190911	LIFT SLIDE GEAR 934/937 BS27.5 1235-1865 SILVER ALUMIL	PCS	1
	EX-4150192411	LIFT SLIDE GEAR 934/937 BS27.5 1865-2365 SILVER ALUMIL	PCS	1
	EX-4150190811	LIFT SLIDE GEAR 934/937 BS27.5 2115-2765 SILVER ALUMIL	PCS	1
	EX-4150191101	LIFT SLIDE GEAR 934/937 BS27.5 865-1285 SILVER ALUMIL	PCS	1
	EX-4154761400	LIFT SLIDE ROLLER CONNECTION ROD 1601-1851	PCS	1
	EX-4154761800	LIFT SLIDE ROLLER CONNECTION ROD 1851-2351	PCS	1
	EX-4154763300	LIFT SLIDE ROLLER CONNECTION ROD 2351-3301	PCS	1
	EX-4154761100	LIFT SLIDE ROLLER CONNECTION ROD 700-1601	PCS	1
	EX-4156226600	LIFT SLIDE STRIKER PLATE GU 934/937	PCS	1
	EX-4152264800	LIFT SLIDE STRIKER PLATE GU 934/937 M300 CORNER 560	PCS	1
	EX-4191440200	LIFT SLIDE STRIKER PLATE GU 939	PCS	1




Image	Accessory Code	Description	MU	Min Pack
	EX-4123295457	SUPPORT TENSION SPRING GU 934/937 >200kg	PCS	1
	EX-4151205700	VENTILATION KIT FOR LIFT SLIDE	PCS	1

Commercial Group:

## GU DOOR CLOSERS

Gu door closers for small doors.  
Easy installations and adjustment.





Image	Accessory Code	Description	MU	Min Pack
	EX-4151704103	DOOR CLOSER WITH ARM OTS140 EN:2-4 (1100mm) BLACK	PCS	1
	EX-4151704146	DOOR CLOSER WITH ARM OTS140 EN:2-4 (1100mm) SILVER	PCS	1
	EX-4151704102	DOOR CLOSER WITH ARM OTS140 EN:2-4 (1100mm) WHITE	PCS	1

Commercial Group:

## GU HANDLES

Accessories chosen by Alumil for their excellent fitting and quality. All accessories are covered by the Alumil accessories guarantee.

Image	Accessory Code	Description	MU	Min Pack
	EX-4165575100	COUNTERSUNK HANDLE SCREW M5X75 DIN 965, 4.8-H	PCS	100
	EX-4192553000	COUNTERSUNK HANDLE SCREW M5X31	PCS	100

Commercial Group:

## GU INLINE SLIDING LOCK

A sliding lock with multiple locking points. Easy installation, high security, corrosion resistance up to 1000h. Operated with Alumil handles.






















Image	Accessory Code	Description	MU	Min Pack
	EX-4166401000	INLINE COMBI 1000 mm BS15 - 2 LOCKING POINTS	SET	1
	EX-4161000000	INLINE COMBI 120 mm BS15 - 1 LOCKING POINT	SET	1
	EX-4166401600	INLINE COMBI 1600 mm BS15 - 4 LOCKING POINTS	PCS	1
	EX-4166400600	INLINE COMBI 600 mm BS15 - 2 LOCKING POINTS	PCS	1
	EX-6301819601	INLINE EXTRA ANTILIFT STRIKER	PCS	1
	EX-6304064301	INLINE STRIKER SILVER CONE BACK	PCS	1
	EX-6308800011	INLINE STRIKER SILVER STRAIGHT BACK	PCS	1
	EX-6309541000	INLINE 1000 mm BS15 - 2 LOCKING POINTS	PCS	1
	EX-6308310011	INLINE 1000 mm BS7,5 - 2 LOCKING POINTS	PCS	1
	EX-4405050901	INLINE 120 mm BS7,5 - 1 LOCKING POINT	PCS	1

Image	Accessory Code	Description	MU	Min Pack
	EX-4404164100	INLINE 1600 mm BS15 - 2 LOCKING POINTS	PCS	1
	EX-6301538600	INLINE 1600 mm BS15 - 2 LOCKING POINTS WITH CYLINDER HOLE	PCS	1
	EX-4409542600	INLINE 1600 mm BS15 - 4 LOCKING POINTS	PCS	1
	EX-6309540411	INLINE 1800 mm BS15 - 3 LOCKING POINTS	PCS	1
	EX-4163831800	INLINE 1800 mm BS7,5 - 3 LOCKING POINTS	PCS	1
	EX-6309540311	INLINE 300 mm BS15 - 1 LOCKING POINT	PCS	1
	EX-4404064100	INLINE 600 mm BS15 - 2 LOCKING POINTS	PCS	1
	EX-9100001871	INLINE 600 mm BS7,5 - 2 LOCKING POINTS	PCS	1

Commercial Group:

## GU MECHANISM UNI JET & EURO JET

A complete steel 16mm mechanism with multiple locking points for tilt and turn systems with 3 options of hinges. Easy fabrication and great adjustment for sashes up to 130kg, corrosion resistance up to 1000h and 5 year operational guarantee. Operated with Alumil handles.



Image	Accessory Code	Description	MU	Min Pack
	EX-4160750700	CENTER LOCK HINGE SIDE UNI-JET SH:1101-1350 1ML	PCS	1
	EX-4160751200	CENTER LOCK HINGE SIDE UNI-JET SH:1351-1850 2ML	PCS	1
	EX-4160751500	CENTER LOCK HINGE SIDE UNI-JET SH:1851-2100 2ML	PCS	1
	EX-4160751900	CENTER LOCK HINGE SIDE UNI-JET SH:2101-2350 3ML	PCS	1
	EX-4160750500	CENTER LOCK HINGE SIDE UNI-JET SH:721-1100 1ML	PCS	1
	EX-4165900000	CONCEALED MIDDLE HINGE UNI-JET	PCS	1
	EX-4162110000	CONCEALED MIDDLE HINGE UNI-JET SASH	PCS	1
	EX-4164268303	CORNER BEARING COVER UNI-JET BLACK	PCS	1
	EX-4164268307	CORNER BEARING COVER UNI-JET BRONZE	PCS	1
	EX-4164268306	CORNER BEARING COVER UNI-JET BROWN	PCS	1















Image	Accessory Code	Description	MU	Min Pack
	EX-4164268309	CORNER BEARING COVER UNI-JET SILVER	PCS	1
	EX-4164268367	CORNER BEARING COVER UNI-JET TITANIUM	PCS	1
	EX-4164268300	CORNER BEARING COVER UNI-JET WHITE	PCS	1
	EX-4163688109	CORNER BEARING UNI-JET D 3MM BREAK SILVER	PCS	1
	EX-4163688246	CORNER BEARING UNI-JET D 6MM BREAK SILVER AL / WOOD	PCS	1
	EX-4160210000	CORNER TRANSMISSION Se UNI-JET	PCS	1
	EX-4162380000	CORNER TRANSMISSION SMALL UNI-JET	PCS	1
	EX-4167683500	COUNTERSUNK HANDLE SCREW M5X35	PCS	100
	EX-4167684000	COUNTERSUNK HANDLE SCREW M5X40	PCS	100
	EX-4162554500	COUNTERSUNK HANDLE SCREW M5X45	PCS	100
	EX-4163210500	EXTENSION PIECE 180° WITH PIN UNI-JET	PCS	1
	EX-4163230300	EXTENSION PIECE 180° W/O PIN UNI-JET	PCS	1
	EX-4163210400	EXTENSION PIECE 90° WITH PIN UNI-JET	PCS	1
	EX-4163262400	EXTENSION PIECE 90° W/O PIN UNI-JET	PCS	1
	EX-4161830000	GEAR CONSTANT LATCH UNI-JET SH:1101-1350	PCS	1


















Image	Accessory Code	Description	MU	Min Pack
	EX-4161840000	GEAR CONSTANT LATCH UNI-JET SH:1351-1600	PCS	1
	EX-4161850000	GEAR CONSTANT LATCH UNI-JET SH:1601-1850	PCS	1
	EX-4161860000	GEAR CONSTANT LATCH UNI-JET SH:1851-2100	PCS	1
	EX-4161870000	GEAR CONSTANT LATCH UNI-JET SH:2101-2350	PCS	1
	EX-4161800000	GEAR CONSTANT LATCH UNI-JET SH:470-720	PCS	1
	EX-4161810000	GEAR CONSTANT LATCH UNI-JET SH:721-850	PCS	1
	EX-4161820000	GEAR CONSTANT LATCH UNI-JET SH:851-1100	PCS	1
	EX-4161250000	GEAR CONSTANT 15 UNI-JET SH:1101-1350 1ML G500	PCS	1
	EX-4161270000	GEAR CONSTANT 15 UNI-JET SH:1351-1600 2ML G600	PCS	1
	EX-4161280000	GEAR CONSTANT 15 UNI-JET SH:1601-1850 3ML G600	PCS	1
	EX-4161330000	GEAR CONSTANT 15 UNI-JET SH:1851-2100 3ML G980	PCS	1
	EX-4161340000	GEAR CONSTANT 15 UNI-JET SH:2101-2350 4ML G980	PCS	1
	EX-4161200000	GEAR CONSTANT 15 UNI-JET SH:350-450 0ML G155	PCS	1
	EX-4161210000	GEAR CONSTANT 15 UNI-JET SH:451-550 0ML G155	PCS	1
	EX-4161220000	GEAR CONSTANT 15 UNI-JET SH:551-720 0ML G200	PCS	1
















Image	Accessory Code	Description	MU	Min Pack
	EX-4161230000	GEAR CONSTANT 15 UNI-JET SH:721-850 1ML G250	PCS	1
	EX-4161240000	GEAR CONSTANT 15 UNI-JET SH:851-1100 1ML G400	PCS	1
	EX-4162214500	GEAR CONSTANT 7,5 UNI-JET SH:1101-1350 1ML G500	PCS	1
	EX-4162214700	GEAR CONSTANT 7,5 UNI-JET SH:1351-1600 2ML G600	PCS	1
	EX-4162214800	GEAR CONSTANT 7,5 UNI-JET SH:1601-1850 3ML G600	PCS	1
	EX-4162215300	GEAR CONSTANT 7,5 UNI-JET SH:1851-2100 3ML G980	PCS	1
	EX-4162215400	GEAR CONSTANT 7,5 UNI-JET SH:2101-2350 4ML G980	PCS	1
	EX-4162214100	GEAR CONSTANT 7,5 UNI-JET SH:450-550 0ML G155	PCS	1
	EX-4162214200	GEAR CONSTANT 7,5 UNI-JET SH:551-720 0ML G200	PCS	1
	EX-4162214300	GEAR CONSTANT 7,5 UNI-JET SH:721-850 1ML G250	PCS	1
	EX-4162214400	GEAR CONSTANT 7,5 UNI-JET SH:851-1100 1ML G400	PCS	1
	EX-4164020000	GEAR UNI-JET CONSTANT W/O LOCKING SH:1101-1350	PCS	1
	EX-4164040000	GEAR UNI-JET CONSTANT W/O LOCKING SH:1351-1600	PCS	1
	EX-4164050000	GEAR UNI-JET CONSTANT W/O LOCKING SH:1601-1850	PCS	1
	EX-4164100010	GEAR UNI-JET CONSTANT W/O LOCKING SH:1851-2100	PCS	1
















Image	Accessory Code	Description	MU	Min Pack
	EX-4164110100	GEAR UNI-JET CONSTANT W/O LOCKING SH:2101-2350	PCS	1
	EX-4164000010	GEAR UNI-JET CONSTANT W/O LOCKING SH:721-850	PCS	1
	EX-4164010010	GEAR UNI-JET CONSTANT W/O LOCKING SH:851-1100	PCS	1
	EX-4152801000	GEAR UNI-JET VARIABLE W/O LOCKING SH:1201-1450	PCS	1
	EX-4152280300	GEAR UNI-JET VARIABLE W/O LOCKING SH:1451-1950	PCS	1
	EX-4152804000	GEAR UNI-JET VARIABLE W/O LOCKING SH:1951-2450	PCS	1
	EX-4152280100	GEAR UNI-JET VARIABLE W/O LOCKING SH:751-1200	PCS	1
	EX-4161720000	GEAR VARIABLE LATCH UNI-JET SH:1451-1950	PCS	1
	EX-4161730000	GEAR VARIABLE LATCH UNI-JET SH:1951-2450	PCS	1
	EX-4162217000	GEAR VARIABLE LATCH UNI-JET SH:590-950	PCS	1
	EX-4161710000	GEAR VARIABLE LATCH UNI-JET SH:951-1450	PCS	1
	EX-4160840000	GEAR VARIABLE 15mm UNI-JET SH:1201-1700 2ML	PCS	1
	EX-4160850000	GEAR VARIABLE 15mm UNI-JET SH:1701-1950 2ML	PCS	1
	EX-4160860000	GEAR VARIABLE 15mm UNI-JET SH:1951-2450 3ML	PCS	1
	EX-4160800000	GEAR VARIABLE 15mm UNI-JET SH:480-590 0ML	PCS	1







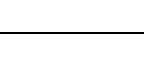
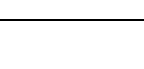




Image	Accessory Code	Description	MU	Min Pack
	EX-4160810000	GEAR VARIABLE 15mm UNI-JET SH:591-750 0ML	PCS	1
	EX-4160820000	GEAR VARIABLE 15mm UNI-JET SH:751-1200 1ML	PCS	1
	EX-4152210400	GEAR VARIABLE 7.5mm UNI-JET SH:1201-1700 2ML	PCS	1
	EX-4152210500	GEAR VARIABLE 7.5mm UNI-JET SH:1701-1950 2ML	PCS	1
	EX-4152210600	GEAR VARIABLE 7.5mm UNI-JET SH:1951-2450 3ML	PCS	1
	EX-4151000000	GEAR VARIABLE 7.5mm UNI-JET SH:510-590 0ML	PCS	1
	EX-4151010001	GEAR VARIABLE 7.5mm UNI-JET SH:591-750 0ML	PCS	1
	EX-4152210200	GEAR VARIABLE 7.5mm UNI-JET SH:751-1200 1ML	PCS	1
	EX-4164320000	HANDLE MOVEMENT STOP 90° UNI-JET	PCS	1
	EX-4166250000	HEIGHT EXTENSION 131-250mm UNI-JET	PCS	1
	EX-4161420000	HEIGHT EXTENSION 251-500mm UNI-JET	PCS	1
	EX-4153570400	LIMITATION STAY 30 DEGREE UNI-JET CONCEALED	PCS	1
	EX-4165341200	LOCKING PLATE FOR ADJOINT PROFILE UNI-JET	PCS	1
	EX-4114342500	LOCKING PLATE FOR WOOD/ALOUINIUM GU ZAMAK	PCS	1
	EX-4168315200	LOCKING PLATE Se MUSHROOM UNI-JET ADJOINING PROFILE	PCS	1











Image	Accessory Code	Description	MU	Min Pack
	EX-4153593500	LOCKING PLATE Se MUSHROOM 9mm 14/18 PRESSURE 3,5	PCS	1
	EX-4163576400	LOCKING ROD 24/Y12/L270	PCS	1
	EX-4167654400	LOCKING ROD 24/Y12/L520	PCS	
	EX-4167654700	LOCKING ROD 24/Y12/L770	PCS	
	EX-4160761000	MIDDLE LOCK BOTTOM UNI-JET SW:1201-1600 3ML	PCS	1
	EX-4160120000	MIDDLE LOCK BOTTOM UNI-JET SW:280-750 1ML	PCS	1
	EX-4160760500	MIDDLE LOCK BOTTOM UNI-JET SW:751-950 2ML	PCS	1
	EX-4160760700	MIDDLE LOCK BOTTOM UNI-JET SW:951-1200 2ML	PCS	1
	EX-4163280700	MIDDLE LOCK BOTTOM Z/H LEVER UNI-JET SH:1101-1350 2ML	PCS	1
	EX-4163281200	MIDDLE LOCK BOTTOM Z/H LEVER UNI-JET SH:1351-1850 3ML	PCS	1
	EX-4163281500	MIDDLE LOCK BOTTOM Z/H LEVER UNI-JET SH:1851-2100 3ML	PCS	1
	EX-4163281900	MIDDLE LOCK BOTTOM Z/H LEVER UNI-JET SH:2101-2350 4ML	PCS	1
	EX-4163201000	MIDDLE LOCK BOTTOM Z/H LEVER UNI-JET SH:451-720 1ML	PCS	1
	EX-4163280500	MIDDLE LOCK BOTTOM Z/H LEVER UNI-JET SH:721-1100 2ML	PCS	1
	EX-4163281000	MIDDLE LOCK BOTTOM Z/H LEVER UNI-JET SW:1201-1600 3ML	PCS	1











Image	Accessory Code	Description	MU	Min Pack
	EX-4165222000	REBATE CORNER HINGE ALU / WOOD 13/20mm GU UNI-JET LEFT	PCS	1
	EX-4165222200	REBATE CORNER HINGE ALU / WOOD 13/20mm GU UNI-JET RIGHT	PCS	1
	EX-4163409610	REBATE CORNER HINGE CONCEALED UNI-JET LEFT	PCS	1
	EX-4163409600	REBATE CORNER HINGE CONCEALED UNI-JET RIGHT	PCS	1
	EX-4162118011	REBATE CORNER HINGE 9mm UNI-JET LEFT	PCS	1
	EX-4162118111	REBATE CORNER HINGE 9mm UNI-JET RIGHT	PCS	1
	EX-4168700019	REBATE HINGE COVER GU UNI-JET BRONZE MAT LEFT	PCS	
	EX-4168700119	REBATE HINGE COVER GU UNI-JET BRONZE MAT RIGHT	PCS	1
	EX-4168700109	REBATE HINGE COVER UNI JET SILVER RIGHT	PCS	1
	EX-4168700013	REBATE HINGE COVER UNI-JET BLACK LEFT	PCS	1
	EX-4168700113	REBATE HINGE COVER UNI-JET BLACK RIGHT	PCS	1
	EX-4168700006	REBATE HINGE COVER UNI-JET BROWN LEFT	PCS	1
	EX-4168700106	REBATE HINGE COVER UNI-JET BROWN RIGHT	PCS	1
	EX-4168700009	REBATE HINGE COVER UNI-JET SILVER LEFT	PCS	1
	EX-4168700067	REBATE HINGE COVER UNI-JET TITANIUM LEFT	PCS	1












Image	Accessory Code	Description	MU	Min Pack
	EX-4168700167	REBATE HINGE COVER UNI-JET TITANIUM RIGHT	PCS	1
	EX-4168700002	REBATE HINGE COVER UNI-JET WHITE LEFT	PCS	1
	EX-4168700102	REBATE HINGE COVER UNI-JET WHITE RIGHT	PCS	1
	EX-4169870000	SASH LIFTER WITH MISHADLING DEVICE UNI-JET	PCS	1
	EX-4164179609	SASH POSITIONG WEDGE UNI-JET	PCS	1
	EX-4165632511	SCREW B1 3.9x25mm SELF DRILLING FERGUARD	PCS	1000
	EX-7625633209	SELF DRILILNG SCREW B1 3.9X32mm FERGUARD	PCS	1
	EX-4165633821	SELF DRILLING SCREW B1 3,9X38mm FERGUARD	PCS	1000
	EX-4163151900	SIDE HUNG SASH HINGE UNI-JET CLAMPED	PCS	1
	EX-4162054300	SPINDLE RELOCATOR AND BACKSET REDUCER	PCS	
	EX-4164000111	STAY ARM ADDITIONAL EURO-JET SW:1451-1600	PCS	1
	EX-3503602600	STAY ARM BEARING UNI-JET D	PCS	1
	EX-4164779503	STAY ARM COVER UNI-JET BLACK	PCS	1
	EX-4164779507	STAY ARM COVER UNI-JET BRONZE	PCS	1
	EX-4164779506	STAY ARM COVER UNI-JET BROWN	PCS	1




Image	Accessory Code	Description	MU	Min Pack
	EX-4164779509	STAY ARM COVER UNI-JET SILVER	PCS	1
	EX-4164779567	STAY ARM COVER UNI-JET TITANIUM	PCS	1
	EX-4164779502	STAY ARM COVER UNI-JET WHITE	PCS	1
	EX-4163465100	STAY ARM FACE PLATE TURN ONLY UNI-JET	PCS	1
	EX-4152589100	STAY ARM SIDE HUNG UNI-JET CONCEALED 9mm LEFT	PCS	1
	EX-4152589200	STAY ARM SIDE HUNG UNI-JET CONCEALED 9mm RIGHT	PCS	1
	EX-4162132000	STAY ARM 13/20mm GU EUROJET Sw:1201-1450mm	PCS	1
	EX-4162102000	STAY ARM 13/20mm GU EUROJET Sw:280-500mm	PCS	1
	EX-4162112000	STAY ARM 13/20mm GU EUROJET Sw:501-750mm	PCS	1
	EX-4162122000	STAY ARM 13/20mm GU EUROJET Sw:751-1200mm	PCS	1
	EX-4160202000	STAY ARM 13/20mm GU UNIJET Sw:1201-1450mm LEFT	PCS	1
	EX-4160202100	STAY ARM 13/20mm GU UNIJET Sw:1201-1450mm RIGHT	PCS	1
	EX-4160172000	STAY ARM 13/20mm GU UNIJET Sw:280-500mm LEFT	PCS	1
	EX-4160172100	STAY ARM 13/20mm GU UNIJET Sw:280-500mm RIGHT	PCS	1
	EX-4160182000	STAY ARM 13/20mm GU UNIJET Sw:501-750mm LEFT	PCS	1



Image	Accessory Code	Description	MU	Min Pack
	EX-4160182100	STAY ARM 13/20mm GU UNIJET Sw:501-750mm RIGHT	PCS	1
	EX-4160192000	STAY ARM 13/20mm GU UNIJET Sw:751-1200mm LEFT	PCS	1
	EX-4160192100	STAY ARM 13/20mm GU UNIJET Sw:751-1200mm RIGHT	PCS	1
	EX-4162091800	STAY ARM 9/18mm GU EUROJET Sw:1201-1450mm	PCS	1
	EX-4162061800	STAY ARM 9/18mm GU EUROJET Sw:280-500mm	PCS	1
	EX-4162071800	STAY ARM 9/18mm GU EUROJET Sw:501-750mm	PCS	1
	EX-4162081800	STAY ARM 9/18mm GU EUROJET Sw:751-1200mm	PCS	1
	EX-4161618000	STAY ARM 9/18mm GU UNIJET Sw:1201-1450mm LEFT	PCS	1
	EX-4161618100	STAY ARM 9/18mm GU UNIJET Sw:1201-1450mm RIGHT	PCS	1
	EX-4161318000	STAY ARM 9/18mm GU UNIJET Sw:280-500mm LEFT	PCS	1
	EX-4161318100	STAY ARM 9/18mm GU UNIJET Sw:280-500mm RIGHT	PCS	1
	EX-4161418000	STAY ARM 9/18mm GU UNIJET Sw:501-750mm LEFT	PCS	1
	EX-4161418100	STAY ARM 9/18mm GU UNIJET Sw:501-750mm RIGHT	PCS	1
	EX-4161518000	STAY ARM 9/18mm GU UNIJET Sw:751-1200mm LEFT	PCS	1
	EX-4161518100	STAY ARM 9/18mm GU UNIJET Sw:751-1200mm RIGHT	PCS	1














Image	Accessory Code	Description	MU	Min Pack
	EX-4164733403	STAY BEARING COVER UNI-JET BLACK	PCS	1
	EX-4164733407	STAY BEARING COVER UNI-JET BRONZE	PCS	1
	EX-4164733406	STAY BEARING COVER UNI-JET BROWN	PCS	1
	EX-4164733409	STAY BEARING COVER UNI-JET SILVER	PCS	1
	EX-4164733467	STAY BEARING COVER UNI-JET TITANIUM	PCS	1
	EX-4164733400	STAY BEARING COVER UNI-JET WHITE	PCS	1
	EX-3503604300	STAY HINGE UNI-JET D 13/20 AL / WOOD	PCS	1
	EX-3500411800	STAY HINGE UNI-JET D 9/18	PCS	1
	EX-4163408600	STAY IDE UNI-JET CONCEALED SW=501-750	PCS	1
	EX-4163408800	STAY IDE UNI-JET CONCEALED SW=751-950	PCS	1
	EX-4163408810	STAY IDE UNI-JET CONCEALED SW=951-1400	PCS	1
	EX-4165121200	STAY IDE UNI-JET SW:1201-1600 1ML	PCS	1
	EX-4165120300	STAY IDE UNI-JET SW:280-500 0ML	PCS	1
	EX-4165120600	STAY IDE UNI-JET SW:501-750 0ML	PCS	1
	EX-4165120800	STAY IDE UNI-JET SW:751-950 1ML	PCS	1





Image	Accessory Code	Description	MU	Min Pack
	EX-4165121000	STAY IDE UNI-JET SW:951-1200 1ML	PCS	1
	EX-3503683800	TILT ONLY CENTER HINGE UNI-JET 9mm	PCS	1
	EX-3503683900	TILT ONLY CENTRE HINGE UNI-JET 13mm AL / WOOD	PCS	1
	EX-4165180300	T/T STAY ARM UNI-JET CLAMPED 280-500	PCS	1
	EX-4165181200	T/T STAY ARM UNI-JET CLAMPED 1201-1600	PCS	1
	EX-4163151800	T/T STAY ARM UNI-JET CLAMPED 501-750	PCS	1
	EX-4165180800	T/T STAY ARM UNI-JET CLAMPED 751-1200	PCS	1
	EX-4163963100	T/T STAY ARM UNI-JET SW:1201-1600	PCS	1
	EX-4163924100	T/T STAY ARM UNI-JET SW:280-500	PCS	1
	EX-4163933100	T/T STAY ARM UNI-JET SW:501-750	PCS	1
	EX-4163947100	T/T STAY ARM UNI-JET SW:751-1200	PCS	1
	EX-4162566000	T/T STAY ARM 1201-1450 UNI-JET CONCEALED LEFT	PCS	1
	EX-4162566100	T/T STAY ARM 1201-1450 UNI-JET CONCEALED RIGHT	PCS	1
	EX-4162563000	T/T STAY ARM 280-750 UNI-JET CONCEALED LEFT	PCS	1
	EX-4162563100	T/T STAY ARM 280-750 UNI-JET CONCEALED RIGHT	PCS	1





Image	Accessory Code	Description	MU	Min Pack
	EX-4163525600	T/T STAY ARM 751-1200 UNI-JET CONCEALED LEFT	PCS	1
	EX-4163525610	T/T STAY ARM 751-1200 UNI-JET CONCEALED RIGHT	PCS	1
	EX-4164820000	TURN ONLY HINGE 13/20mm GU UNIJET	PCS	1
	EX-4164718000	TURN ONLY HINGE 9/18mm GU UNIJET	PCS	1
	EX-4153684800	TURN-ONLY REBATE HINGE ARM UNI-JET D	PCS	1
	EX-4154663100	UNI-JET CONCEALED KEEPER 14/18	PCS	1
	EX-4161750100	UP-DOWN FRAME HINGES UNI-JET CONCEALED LEFT	PCS	1
	EX-4161750200	UP-DOWN FRAME HINGES UNI-JET CONCEALED RIGHT	PCS	1
	EX-4164889800	UPPER HINGE PIN UNI-JET	PCS	1
	EX-4164770000	WEDGE PLATE FOR ADJOINING PROFILE 16mm UNI-JET	PCS	1
	EX-4162883510	WINDOW FRICTION STAY PVC GROOVE 751mm	PCS	1
	EX-4161490000	WRONG OPER DEVICE PLATE ADJOINING PROFILE UNI-JET	PCS	1
	EX-4167760000	WRONG OPER DEVICE PLATE FOR FRAME UNI-JET	PCS	1
	EX-4158550103	ΣΕΤ ΜΕΝΤΕΣΕΛΕΣ UNI-JET CLAMPED BLACK	PCS	1
	EX-4158550109	ΣΕΤ ΜΕΝΤΕΣΕΛΕΣ UNI-JET CLAMPED SILVER	PCS	1

Image	Accessory Code	Description	MU	Min Pack
	EX-4158550102	ΣΕΤ ΜΕΝΤΕΣΣΕΔΕΣ UNI-JET CLAMPED WHITE	PCS	1

Commercial Group:

## GU MECHANISM VW

A mechanism that combines the sealing of hinged systems and the space saving of sliding systems. For sashes up to 150kg with multiple locking points. Operated with Alumil handles.







Image	Accessory Code	Description	MU	Min Pack
	EX-4151678511	BAG OF ACCESSORIES FOR STAY ARM GU 968 OZ SILVER	SET	1
	EX-4151678400	BAG OF CLOSING PRESSURE CONTROL GU OZ	SET	1
	EX-4172793011	BAG OF PROFILES GU 968/150 Sw:1101-1350mm SILVER	PCS	1
	EX-4172793511	BAG OF PROFILES GU 968/150 Sw:1351-1600mm SILVER	PCS	1
	EX-4172792511	BAG OF PROFILES GU 968/150 Sw:851-1100mm SILVER	PCS	1
	EX-4151410200	BOX OF ADAPTERS GU-OZ	PCS	1
	EX-4159220000	BOX OF PVC GROOVE CORNER TRANSMISSIONS OZ 968	SET	1
	EX-4152780000	BOX OF ROLLERS GU 968/150 LEFT	PCS	1
	EX-4172780100	BOX OF ROLLERS GU 968/150 RIGHT	PCS	1
	EX-4151682100	BOX OF STAY ARM COVERS SILVER	SET	1




Image	Accessory Code	Description	MU	Min Pack
	EX-4157860000	BOX OF STAY ARMS GU OZ 968/150	SET	1
	EX-4157341400	LOCKING PLATE 14/18 GU 968	PCS	1
	EX-4156255800	POSITIONING PLATE GU 968	PCS	1

Commercial Group:

**GU OTHERS**

Accessories chosen by Alumil for their excellent fitting and quality. All accessories are covered by the Alumil accessories guarantee.



Image	Accessory Code	Description	MU	Min Pack
	EX-4156298600	CONCEALED CABLE DUCT GU SECURY AUTOMATIC A-OPENER	PCS	1
	EX-4167650000	STAY ARM FOR BOTTOM HUNG PVC GROOVE	PCS	1
	EX-4162883500	WINDOW FRICTION STAY PVC GROOVE 500-750mm	PCS	1



Commercial Group:

## GU T/T MECHANISM

Alumil branded Euro Groove mechanism with multipoint locking points and open out configuration. Easy stock handling and fast installation for windows up to 130kg. Operated with Alumil cremones.













Image	Accessory Code	Description	MU	Min Pack
	EX-41640409	ALIGNMENT WEDGE FOR SASH AK-8	PCS	1
	EX-4151659500	BAG OF ADDITIONAL PARTS FOR 130Kg GU AK-8 SILVER	PCS	1
	EX-4151581000	BASIC BAG OF GEARED LATCH ALLEN AK-8 ALUMIL	PCS	1
	EX-4151705800	BASIC BAG OF LOCKING PARTS AK-8 FIRST TILT	SET	1
	EX-4151580800	BASIC BAG OF MIDDLE LOCK AK-8 ALUMIL	PCS	1
	EX-4151580300	BASIC BAG OF REBATE SHOOT BOLT AK-8	PCS	1
	EX-4151580100	BASIC BAG TILT-TURN GEAR HANDL SIDE AK-8	PCS	1
	EX-4151580003	BASIC BAG TILT-TURN HINGE SIDE AK-8 BLACK	PCS	1
	EX-4151580011	BASIC BAG TILT-TURN HINGE SIDE AK-8 EV1	PCS	1
	EX-4151580000	BASIC BAG TILT-TURN HINGE SIDE AK-8 MILL FINISH	PCS	1












Image	Accessory Code	Description	MU	Min Pack
	EX-4151580002	BASIC BAG TILT-TURN HINGE SIDE AK-8 WHITE	PCS	1
	EX-4151581100	BASIC BAG TILT-TURN SPINDLE HANDLE SIDE AK-8	PCS	1
	EX-4151667300	BOX OF STAY ARM AK-8 FIRST TILT Sw:1001-1400 Size:90	SET	1
	EX-4151667100	BOX OF STAY ARM AK-8 FIRST TILT Sw:355-700 Size:30	SET	1
	EX-4151667200	BOX OF STAY ARM AK-8 FIRST TILT Sw:701-1000 Size:50	SET	1
	EX-4151353000	CONCEALED MIDDLE HINGE AK-8 ZAMAK	PCS	1
	EX-4159416000	CONNECTING ROD FOR EXTERNAL LATCH L:1600mm AK-8	PCS	1
	EX-4153088900	CORNER TRANSMISSION BOTTOM AK-8	PCS	1
	EX-4155290000	CORNER TRANSMISSION TOP AK-8	PCS	1
	EX-4400440800	DOOR CATCH WITH ROLLER AK-8	PCS	1
	EX-4401722809	DOOR CATCH WITH ROLLER AK-8 SECOND SASH BOLT	SET	1
	EX-4154150600	FIXING PLATE FOR GEARED HANDLE 104mm AK-8	PCS	1
	EX-4155340000	GEAR FOR SPINDLE HANDLE EUROPEAN GROOVE GU AK-8	PCS	1
	EX-4159163000	GEAR FOR SPINDLE HANDLE NO WOSD AK-8 180o F:30mm	PCS	1
	EX-4159163500	GEAR FOR SPINDLE HANDLE NO WOSD AK-8 180o F:35mm	PCS	1


























Image	Accessory Code	Description	MU	Min Pack
	EX-4159164000	GEAR FOR SPINDLE HANDLE NO WOSD AK-8 180o F:40mm	PCS	1
	EX-4159164500	GEAR FOR SPINDLE HANDLE NO WOSD AK-8 180o F:45mm	PCS	1
	EX-4151581700	LATCH DRIVE ROD D/F AK-8	PCS	1
	EX-4152453100	LATCH LOWER AK-8	PCS	1
	EX-4169160000	LATCH LOWER EUROPEAN GROOVE AK-8	PCS	1
	EX-4169170000	LATCH UPPER EUROPEAN GROOVE AK-8	PCS	1
	EX-4151750000	LATCH UPPER/LOWER AK-8	PCS	1
	EX-4156239000	LOCKING PIN ELEMENT AK-8	PCS	1
	EX-4151107100	LOCKING PLATE ADJUSTABLE AK-8	PCS	1
	EX-4156396100	LOCKING PLATE FOR INACTIVE SASH AK-8	PCS	1
	EX-4151581900	LOCKING PLATE FOR LATCH D/F AK-8	PCS	1
	EX-4159590100	LOCKING PLATE NOT ADJUSTABLE AK-8	PCS	1
	EX-4167341501	LOCKING PLATE STADARD AK-8	PCS	1
	EX-4158020000	PARTS OF GEARED HANDLE SIDE FOR SIDE HUNG GU AK-8	PCS	1
	EX-4153709500	SASH-LIFTING FRAME PIECE AK-8	PCS	1






Image	Accessory Code	Description	MU	Min Pack
	EX-4151581800	SET OF RODS FOR LATCH D/F AK-8 400+125mm	PCS	1
	EX-4151296400	STAY ARM ADDITIONAL GU AK-8 SW=1401-1700	PCS	1
	EX-4154614500	STAY ARM ADDITIONAL AK-8 FIRST TILT Sw:1401-1700	PCS	1
	EX-4158071200	STAY ARM AK-8 SW=1001-1400	SET	1
	EX-4151580512	STAY ARM AK-8 SW=355-700	SET	1
	EX-4158061200	STAY ARM AK-8 SW=701-1000	SET	1
	EX-4150641200	STAY ARM FIXED FOR SIDE HUNG ADJUSTABLE AK-8	PCS	1
	EX-4159640100	TILT LOCKING PLATE SECURE AK-8	PCS	1
	EX-4151581600	TRANSMITION FOR LATCH AK-8	PCS	1
	EX-4151752700	TRANSMITION GEAR FOR HANDLE D/F AK-8	PCS	1
	EX-4156365400	WRONG OPERATION SAFETY DEVICE AK-8	PCS	1

Commercial Group:

## SPACERS - ADDITIONS GU ALUMIL

Alumil system accessories with guaranteed fitting and operation. Alumil systems are certified with Alumil accessories. All Alumil accessories are covered by the Alumil accessories guarantee.



Image	Accessory Code	Description	MU	Min Pack
	EX-6605600000	SPACER FOR GU-937 LOCKING & ROLLERS (S560)	PCS	10
	EX-6604500500	SPACER FOR LOCK GU-937/934	PCS	8
	EX-6600245600	SPACER FOR MECHANISM GU939	SET	10
	EX-3118800003	SPACER 1,5mm FOR STRIKER S350	PCS	10
	EX-6601602900	SUPPORT SPACER 16mm FOR GU 934	PCS	10
	EX-6604400100	S440 SASH SPACER FOR IN-LINE LOCK 1500mm	BAR	







# ***HANDLES***

Commercial Group:

## FIXED ENTRANCE DOOR HANDLES

Fixed stainless steel handles for doors. Pairs for inside and outside, as well for two single applications.



Image	Accessory Code	Description	MU	Min Pack
	EX-4554612038	STRAIGHT HANDLE PAIR (ADJ ARMS) INOX316L SAT $\Phi$ 30 1200MM	PAIR	1
	EX-4554616038	STRAIGHT HANDLE PAIR (ADJ ARMS) INOX316L SAT $\Phi$ 30 1600MM	PAIR	1
	EX-4554608038	STRAIGHT HANDLE PAIR (ADJ ARMS) INOX316L SAT $\Phi$ 30 800MM	PAIR	1
	EX-4555612038	STRAIGHT HANDLE PAIR (ADJ ARMS) INOX316L SAT $\Phi$ 35 1200MM	PAIR	1
	EX-4555616038	STRAIGHT HANDLE PAIR (ADJ ARMS) INOX316L SAT $\Phi$ 35 1600MM	PAIR	1
	EX-4555620038	STRAIGHT HANDLE PAIR (ADJ ARMS) INOX316L SAT $\Phi$ 35 2000MM	PAIR	1

Commercial Group:

## HANDLES FOR DOORS

Alumil branded opening door handle. Patented Alumil design and engraved logo. Complete set with rosettes and screws.



Image	Accessory Code	Description	MU	Min Pack
	EX-3800500003	DOOR HANDLE PAIR WITH ROSETTE ALUMIL BLACK	PCS	1
	EX-3800500002	DOOR HANDLE PAIR WITH ROSETTE ALUMIL WHITE	PCS	1





Commercial Group:

## HANDLES FOR OPENING WINDOWS

Simple opening lock, easy and quick to install. Applicable on small inwards opening windows.



Image	Accessory Code	Description	MU	Min Pack
	EX-3805050003	CLOSING HANDLE FOR SMALL WINDOWS BLACK	PCS	2
	EX-3805050002	CLOSING HANDLE FOR SMALL WINDOWS WHITE	PCS	2

Commercial Group:

## PULL HANDLE FOR ACCORDION

Alumil handles for accordion systems. Excellent fit to the system, guaranteed by the Alumil accessories guarantee.



Image	Accessory Code	Description	MU	Min Pack
	EX-6101221003	HANDLE FOR FOLDING SERIES BLACK	PCS	1
	EX-6100984903	HANDLE FOR FOLDING SERIES BLACK ALBATROSS	PCS	1
	EX-6101221000	HANDLE FOR FOLDING SERIES MILL FINISH	PCS	1
	EX-6100984900	HANDLE FOR FOLDING SERIES MILL FINISH ALBATROSS	PCS	1
	EX-6100984909	HANDLE FOR FOLDING SERIES SILVER ALBATROSS	PCS	1
	EX-6101221033	HANDLE FOR FOLDING SERIES SILVER ANODIZED	PCS	1
	EX-6101221002	HANDLE FOR FOLDING SERIES WHITE	PCS	1
	EX-6100984902	HANDLE FOR FOLDING SERIES WHITE ALBATROSS	PCS	1
	EX-4556142903	POP-UP HANDLE SPINDLE 26mm BLACK	PCS	1
	EX-6106379609	POP-UP HANDLE SPINDLE 26mm SILVER	PCS	1






Image	Accessory Code	Description	MU	Min Pack
	EX-6105708102	POP-UP HANDLE SPINDLE 26mm WHITE	PCS	1

Commercial Group:

## PULL HANDLES FOR SLIDING

The standard Alumil sliding lock, branded and available with kits for all standard alumil sliding systems. Easy installation and operation are covered by Alumil's 5 year guarantee.



Image	Accessory Code	Description	MU	Min Pack
	EX-6102457003	CLIPPED METAL FLUSH HANDLE FOR SLIDING DOORS ALUMIL BLACK	PCS	1
	EX-6102457009	CLIPPED METAL FLUSH HANDLE FOR SLIDING DOORS ALUMIL SILVER	PCS	1
	EX-6102457002	CLIPPED METAL FLUSH HANDLE FOR SLIDING DOORS ALUMIL WHITE	PCS	1
	EX-4550013222	CORNER L&S HANDLE SET WITH FLUSH ALUMIL BRASS CHROME MATTE ALUMIL	PCS	1
	EX-3805420107	FLUSH HANDLE FOR L&S WINDOW 7mm DEPTH BRONZE	PCS	1
	EX-4550013122	L&S HANDLE SET WITH FLUSH ALUMIL BRASS CHROME MATTE ALUMIL	PCS	1

Commercial Group:

## SPECIAL ALUMIL SYSTEMS HANDLES- KIT

Alumil system accessories guaranteed for perfect fitting and operation. Alumil systems are certified with Alumil accessories. All Alumil accessories are covered by the Alumil accessories guarantee.

Image	Accessory Code	Description	MU	Min Pack
	EX-6601240146	EXTERNAL HANDLE M12500 ANODIZING 104620	SET	1
	EX-6601240246	INTERNAL HANDLE WITH 2 POINT LOCK M12500 ANODIZING 104620	SET	1
	INT-6106510245	PAIR OF HANDLES WITH LOCKING KIT 3m LEFT FOR S650 BLACK ANODISED	SET	1
	INT-6106510233	PAIR OF HANDLES WITH LOCKING KIT 3m LEFT FOR S650 NATURAL ANODISED	SET	1
	INT-6106510145	PAIR OF HANDLES WITH LOCKING KIT 3m RIGHT FOR S650 BLACK ANODISED	SET	1
	INT-6106510133	PAIR OF HANDLES WITH LOCKING KIT 3m RIGHT FOR S650 NATURAL ANODISED	SET	1
	INT-6406500200	PLASTIC PART OF STRIKING PLATE FOR CORNER TYPOLOGY S650	SET	1
	INT-6406569403	SET OF STRIKING PLATE UPPER AND LOWER WITH METAL PLATE FOR MEETING STILE TYPOLOGY S650	SET	1
	INT-6406500300	STAINLESS STEEL 3mm PART FOR STRIKING PLATE S650	PCS	2

# ***HINGES***

Commercial Group:

## CONCEALED HINGES

Concealed hinges for doors up to 120kg and 110 degree opening. 3d easy adjustment.



Image	Accessory Code	Description	MU	Min Pack
	EX-3602570000	CONCEALED ENTRANCE DOOR HINGE SILVER ANODIZING 3D 120KG	PCS	1

Commercial Group:

## HEAVY DUTY HINGE

Heavy duty hinges for external doors. For doors up to 200kg, and fully certified. Available for all Alumil door systems.



Image	Accessory Code	Description	MU	Min Pack
	INT-3607795045	ALUMIL HINGE 3D FOR SD DOORS BLACK ANODIZED	PCS	1
	INT-3607795011	ALUMIL HINGE 3D FOR SD DOORS INOX ANODIZED	PCS	1
	INT-3607795033	ALUMIL HINGE 3D FOR SD DOORS SILVER ANODIZED	PCS	1
	EX-3607590012	DOOR HINGE ADDITION PART FOR SCREW 7,5mm BLACK	PCS	1
	EX-3607590011	DOOR HINGE ADDITION PART FOR SCREW 7,5mm SILVER	PCS	1
	EX-3607590002	DOOR HINGE ADDITION PART FOR SCREW 7,5mm WHITE RAL9010	PCS	1
	EX-3602190112	DOOR HINGE 65mm DOUBLE WITH PLATE 21mm BLACK ANOD	PCS	1
	EX-3602190111	DOOR HINGE 65mm DOUBLE WITH PLATE 21mm SILVER ANOD	PCS	1
	EX-3602190102	DOOR HINGE 65mm DOUBLE WITH PLATE 21mm WHITE RAL9010	PCS	1
	EX-3601590112	DOOR HINGE 65mm DOUBLE WITH PLATE 21mm WITH ADDITION 15mm BLACK ANOD	PCS	1

















Image	Accessory Code	Description	MU	Min Pack
	EX-3601590111	DOOR HINGE 65mm DOUBLE WITH PLATE 21mm WITH ADDITION 15mm SILVER ANOD	PCS	1
	EX-3601590102	DOOR HINGE 65mm DOUBLE WITH PLATE 21mm WITH ADDITION 15mm WHITE RAL9010	PCS	1
	EX-3600990112	DOOR HINGE 65mm DOUBLE WITH PLATE 21mm WITH ADDITION 9mm BLACK ANOD	PCS	1
	EX-3600990111	DOOR HINGE 65mm DOUBLE WITH PLATE 21mm WITH ADDITION 9mm SILVER ANOD	PCS	1
	EX-3600990102	DOOR HINGE 65mm DOUBLE WITH PLATE 21mm WITH ADDITION 9mm WHITE RAL9010	PCS	1
	EX-3602190512	DOOR HINGE 91,5mm DOUBLE WITH PLATE 21mm BLACK ANOD	PCS	1
	EX-3602190511	DOOR HINGE 91,5mm DOUBLE WITH PLATE 21mm SILVER ANOD	PCS	1
	EX-3602190502	DOOR HINGE 91,5mm DOUBLE WITH PLATE 21mm WHITE RAL9010	PCS	1
	EX-3600990512	DOOR HINGE 91,5mm DOUBLE WITH PLATE 21mm WITH ADDITION 9mm BLACK ANOD	PCS	1
	EX-3600990511	DOOR HINGE 91,5mm DOUBLE WITH PLATE 21mm WITH ADDITION 9mm SILVER ANOD	PCS	1
	EX-3600990502	DOOR HINGE 91,5mm DOUBLE WITH PLATE 21mm WITH ADDITION 9mm WHITE RAL9010	PCS	1
	EX-3605890112	DOUBLE DOOR HINGE 65mm WITH SCREW 58mm BLACK ANOD	PCS	1
	EX-3605890111	DOUBLE DOOR HINGE 65mm WITH SCREW 58mm SILVER ANOD	PCS	1
	EX-3605890102	DOUBLE DOOR HINGE 65mm WITH SCREW 58mm WHITE RAL9010	PCS	1
	EX-3605891111	DOUBLE DOOR HINGE 86mm WITH SCREW 58mm ANOD EV1	PCS	1



Image	Accessory Code	Description	MU	Min Pack
	EX-3605891112	DOUBLE DOOR HINGE 86mm WITH SCREW 58mm BLACK ANOD	PCS	1
	EX-3605891102	DOUBLE DOOR HINGE 86mm WITH SCREW 58mm WHITE RAL9010	PCS	1
	EX-3606620100	FASTENING KIT WITH COUNTER-PLATES	PCS	1
	EX-3607000003	HINGE LOIRA TWO LEAVES 60MM FOR FIXING PLATES BLACK	PCS	1
	EX-3607000109	HINGE LOIRA TWO LEAVES 60MM FOR FIXING PLATES SILVER	PCS	1
	EX-3607000002	HINGE LOIRA TWO LEAVES 60MM FOR FIXING PLATES WHITE	PCS	1
	EX-3607000203	LOIRA+V DOUBLE DOOR HINGE FOR SELF TAP SCREWS 60mm BLACK	PCS	1
	EX-3607000209	LOIRA+V DOUBLE DOOR HINGE FOR SELF TAP SCREWS 60mm SILVER RAL9007	PCS	1
	EX-3607000202	LOIRA+V DOUBLE DOOR HINGE FOR SELF TAP SCREWS 60mm WHITE	PCS	1
	EX-3606825000	LOIRA+V DRILL JIG	PCS	1
	EX-3605895112	TRIPLE DOOR HINGE 65mm WITH SCREW 58mm BLACK ANOD	PCS	1
	EX-3605895111	TRIPLE DOOR HINGE 65mm WITH SCREW 58mm SILVER ANOD	PCS	1
	EX-3605895102	TRIPLE DOOR HINGE 65mm WITH SCREW 58mm WHITE RAL9010	PCS	1

Commercial Group:

## HINGE ALLER RETOUR

Fully certified two way hinges for doors up to 80kg.




Image	Accessory Code	Description	MU	Min Pack
	EX-3500000303	HINGE ALLER RETOUR ALUMINIUM BLACK	PCS	1
	EX-3500000302	HINGE ALLER RETOUR ALUMINIUM WHITE	PCS	1

Commercial Group:

## HINGE FOR ACCORDION

Alumil system accessories guaranteed for perfect fitting and operation. Alumil systems are certified with Alumil accessories. All Alumil accessories are covered by the Alumil accessories guarantee.













Image	Accessory Code	Description	MU	Min Pack
	EX-3509820003	LOWER HINGE FOR FOLDING DOOR - BLACK	PCS	1
	EX-3509820011	LOWER HINGE FOR FOLDING DOOR NATUR ANODIZED	PCS	1
	EX-3509820002	LOWER HINGE FOR FOLDING DOOR WHITE	PCS	1
	EX-3509830002	MIDDLE HINGE FOR ACCORDION - WHITE PUR	PCS	1
	EX-3509830003	MIDDLE HINGE FOR FOR FOLDING DOORS BLACK	PCS	1
	EX-3509830011	MIDDLE HINGE FOR FOR FOLDING DOORS NATUR ANODIZED	PCS	1
	EX-3509810003	UPPER ROLLER-HINGE FOR FOLDING DOOR BLACK	PCS	1
	EX-3509810011	UPPER ROLLER-HINGE FOR FOLDING DOOR NATUR ANODIZED	PCS	1
	EX-3509810002	UPPER ROLLER-HINGE FOR FOLDING DOOR WHITE	PCS	1

Commercial Group:

## HINGE FOR SHUTTERS

Shutter hinges for sashes up to 60kg.  
Multiple dimensions to fit all wall sizes. Middle hinges to complete double sash shutters.






Image	Accessory Code	Description	MU	Min Pack
	EX-3701014203	LARGE HINGE SHUTTERS EUROPEAN GROOVE 140mm BLACK	PCS	2
	EX-3701014202	LARGE HINGE SHUTTERS EUROPEAN GROOVE 140mm WHITE	PCS	2
	EX-3701018203	LARGE HINGE SHUTTERS EUROPEAN GROOVE 178mm BLACK	PCS	2
	EX-3701018202	LARGE HINGE SHUTTERS EUROPEAN GROOVE 178mm WHITE	PCS	2
	EX-3701022003	LARGE HINGE SHUTTERS EUROPEAN GROOVE 220mm BLACK	PCS	2
	EX-3701022002	LARGE HINGE SHUTTERS EUROPEAN GROOVE 220mm WHITE	PCS	2
	EX-3701005202	LARGE HINGE SHUTTERS EUROPEAN GROOVE 52mm WHITE	PCS	2
	EX-3701005203	LARGE HINGE SHUTTERS EUROPEAN GROOVE 55mm BLACK	PCS	2
	EX-3701009703	LARGE HINGE SHUTTERS EUROPEAN GROOVE 97mm BLACK	PCS	2
	EX-3701009702	LARGE HINGE SHUTTERS EUROPEAN GROOVE 97mm WHITE	PCS	2

Commercial Group:

## OTHER HINGES

Window pivot hinges for all alumil opening systems. 30 degree stop for security. Horizontal opening up to 80kg.








Image	Accessory Code	Description	MU	Min Pack
	EX-3503281111	HINGE FOR OFFICE DOOR EV1	PCS	2
	EX-3503281109	HINGE FOR OFFICE DOOR RAL9006	PCS	2
	EX-3503281102	HINGE FOR OFFICE DOOR WHITE	PCS	2
	EX-3501609003	PAIR OF ROTATING FRICTION HINGES FOR WINDOWS BLACK	PAI	1
	EX-3501609011	PAIR OF ROTATING FRICTION HINGES FOR WINDOWS SILVER ANODIZED	PAI	1
	EX-3501609002	PAIR OF ROTATING FRICTION HINGES FOR WINDOWS WHITE	PAI	1

Commercial Group:

## STANDARD HINGES

Alumil hinges for euro groove profiles. Simple hinges for up to 70kg, and heavy duty for up to 120kg and 3d adjustment. Stainless steel parts for corrosion resistance special fixing plates to prevent slipping.



Image	Accessory Code	Description	MU	Min Pack
	EX-3504400203	ALUMINIUM HINGE ALUMIL SCREWS-PLATE INOX BLACK	PCS	20
	EX-3504400202	ALUMINIUM HINGE ALUMIL SCREWS-PLATE INOX WHITE	PCS	20
	EX-3500567103	ALUMINIUM HINGE MONZA 3D BLACK 120kg	PCS	1
	EX-3500567109	ALUMINIUM HINGE MONZA 3D SILVER 120kg	PCS	1
	EX-3500567102	ALUMINIUM HINGE MONZA 3D WHITE 120kg	PCS	1

## ***HOPPE HANDLES***



Commercial Group:

## HOPPE HANDLES - ALUMIL LOGO

Alumil handles made by Hoppe, the world leader in handles. An extensive range covering almost all systems and solutions. 10 year operational and discoloration guarantee.













Image	Accessory Code	Description	MU	Min Pack
	EX-3809771033	CRANKED DOOR HANDLE SINGLE LIGHT SILVER F1	PCS	1
	EX-3809573833	CRANKED HANDLE FACADE/SLIDING ALUMIL LEFT LIGHT SILVER F1	PCS	1
	EX-3809573867	CRANKED HANDLE FACADE/SLIDING ALUMIL LEFT TITANIUM F9	PCS	1
	EX-3809573802	CRANKED HANDLE FACADE/SLIDING ALUMIL LEFT WHITE	PCS	
	EX-3809673861	CRANKED HANDLE FACADE/SLIDING ALUMIL RIGHT BLACK MATT	PCS	1
	EX-3809673833	CRANKED HANDLE FACADE/SLIDING ALUMIL RIGHT LIGHT SILVER F1	PCS	1
	EX-3809673867	CRANKED HANDLE FACADE/SLIDING ALUMIL RIGHT TITANIUM F9	PCS	1
	EX-3809673802	CRANKED HANDLE FACADE/SLIDING ALUMIL RIGHT WHITE	PCS	
	EX-3809573861	CRANKED HANDLE FACADE/SLIDING ALUMIL LEFT BLACK MATT	PCS	1
	EX-3809773861	CRANKED HANDLE FOR FACADE WINDOWS LEFT BLACK MATT	PCS	1







Image	Accessory Code	Description	MU	Min Pack
	EX-3809773833	CRANKED HANDLE FOR FACADE WINDOWS LEFT LIGHT SILVER F1	PCS	1
	EX-3809773867	CRANKED HANDLE FOR FACADE WINDOWS LEFT TITANIUM F9	PCS	1
	EX-3809873861	CRANKED HANDLE FOR FACADE WINDOWS RIGHT BLACK MATT	PCS	1
	EX-3809873833	CRANKED HANDLE FOR FACADE WINDOWS RIGHT LIGHT SILVER F1	PCS	1
	EX-3809873867	CRANKED HANDLE FOR FACADE WINDOWS RIGHT TITANIUM F9	PCS	1
	EX-3802232107	DOOR HANDLE ESCUTCHEON 29x68 mm BRONZE	PAIR	1
	EX-3802232106	DOOR HANDLE ESCUTCHEON 29x68 mm BROWN	PAIR	1
	EX-3802232133	DOOR HANDLE ESCUTCHEON 29x68 mm LIGHT SILVER F1	PAIR	1
	EX-3802232167	DOOR HANDLE ESCUTCHEON 29x68 mm TITANIUM	PAIR	1
	EX-3802232102	DOOR HANDLE ESCUTCHEON 29x68 mm WHITE	PAIR	1
	EX-3802232161	DOOR HANDLE ESCUTCHEON 29x68mm BLACK MATT	PAIR	1
	EX-3809788233	DOOR HANDLE SET FIXED OUTSIDE ALUMIL LIGHT SILVER F1	SET	1
	EX-3809761061	DOOR HANDLE SET WITH NARROW ROSETTE ALUMIL BLACK MATT	PCS	1
	EX-3809761033	DOOR HANDLE SET WITH NARROW ROSETTE ALUMIL LIGHT SILVER F1	PCS	1
	EX-3809761067	DOOR HANDLE SET WITH NARROW ROSETTE ALUMIL TITANIUM F9	PCS	1














Image	Accessory Code	Description	MU	Min Pack
	EX-3809761002	DOOR HANDLE SET WITH NARROW ROSETTE ALUMIL WHITE	PCS	1
	EX-3809761006	DOOR HANDLE SET WITH NARROW ROSETTE BROWN	PAIR	1
	EX-3809761007	DOOR HANDLE SET WITH NARROW ROSETTE F4 BRONZE	PAIR	1
	EX-3809788061	DOOR HANDLE SET WITH PLATE ALUMIL 85mm BLACK MATT	PCS	1
	EX-3809788007	DOOR HANDLE SET WITH PLATE ALUMIL 85MM BRONZE	PCS	1
	EX-3809788006	DOOR HANDLE SET WITH PLATE ALUMIL 85mm BROWN	PCS	1
	EX-3809788033	DOOR HANDLE SET WITH PLATE ALUMIL 85mm LIGHT SILVER F1	PCS	1
	EX-3809788067	DOOR HANDLE SET WITH PLATE ALUMIL 85mm TITANIUM F9	PCS	1
	EX-3809788002	DOOR HANDLE SET WITH PLATE ALUMIL 85mm WHITE	PCS	1
	EX-3809273861	DOUBLE HANDLE SET ALUMIL SECUSTIC PIN60mm BLACK MATT	PAIR	1
	EX-3809273807	DOUBLE HANDLE SET ALUMIL SECUSTIC PIN60mm BRONZE	PAIR	1
	EX-3809273806	DOUBLE HANDLE SET ALUMIL SECUSTIC PIN60mm BROWN	PAIR	1
	EX-3809273833	DOUBLE HANDLE SET ALUMIL SECUSTIC PIN60mm LIGHT SILVER F1	PAIR	1
	EX-3809273867	DOUBLE HANDLE SET ALUMIL SECUSTIC PIN60mm TITANIUM F9	PAIR	1
	EX-3809273802	DOUBLE HANDLE SET ALUMIL SECUSTIC PIN60mm WHITE	PAIR	1

Image	Accessory Code	Description	MU	Min Pack
	EX-3802814761	DOUBLE L&S HANDLE 252mm ALUMIL CYLINDER HOLE BLACK MATT	PAIR	1
	EX-3802814707	DOUBLE L&S HANDLE 252mm ALUMIL CYLINDER HOLE BRONZE	PAIR	1
	EX-3802814706	DOUBLE L&S HANDLE 252mm ALUMIL CYLINDER HOLE BROWN	PAIR	1
	EX-3802814733	DOUBLE L&S HANDLE 252mm ALUMIL CYLINDER HOLE LIGHT SILVER F1	PAIR	1
	EX-3802814700	DOUBLE L&S HANDLE 252mm ALUMIL CYLINDER HOLE MILL FINISH	PAIR	1
	EX-3802814767	DOUBLE L&S HANDLE 252mm ALUMIL CYLINDER HOLE TITANIUM F9	PAIR	1
	EX-3802814702	DOUBLE L&S HANDLE 252mm ALUMIL CYLINDER HOLE WHITE	PAIR	1
	EX-3809373861	DOUBLE PSK HANDLE ALUMIL PIN60mm BLACK MATT	PAIR	1
	EX-3809373807	DOUBLE PSK HANDLE ALUMIL PIN60mm BRONZE	PAIR	1
	EX-3809373806	DOUBLE PSK HANDLE ALUMIL PIN60mm BROWN	PAIR	1
	EX-3809373833	DOUBLE PSK HANDLE ALUMIL PIN60mm LIGHT SILVER F1	PAIR	1
	EX-3809373867	DOUBLE PSK HANDLE ALUMIL PIN60mm TITANIUM F9	PAIR	1
	EX-3809373802	DOUBLE PSK HANDLE ALUMIL PIN60mm WHITE	PAIR	1
	EX-3809771133	ESCUTCHEON 72x33mm FOR DOOR HANDLE 3809771 LIGHT SILVER F1	PCS	1
	EX-3805420261	FLUSH HANDLE FOR L&S WINDOW 11mm DEPTH BLACK MATT	PCS	1












Image	Accessory Code	Description	MU	Min Pack
	EX-3805420207	FLUSH HANDLE FOR L&S WINDOW 11mm DEPTH BRONZE	PCS	1
	EX-3805420206	FLUSH HANDLE FOR L&S WINDOW 11mm DEPTH BROWN	PCS	1
	EX-3805420233	FLUSH HANDLE FOR L&S WINDOW 11mm DEPTH LIGHT SILVER F1	PCS	1
	EX-3805420200	FLUSH HANDLE FOR L&S WINDOW 11mm DEPTH MILL FINISH	PCS	1
	EX-3805420267	FLUSH HANDLE FOR L&S WINDOW 11mm DEPTH TITANIUM F9	PCS	1
	EX-3805420202	FLUSH HANDLE FOR L&S WINDOW 11mm DEPTH WHITE	PCS	1
	EX-3805420161	FLUSH HANDLE FOR L&S WINDOW 7mm DEPTH BLACK MATT	PCS	1
	EX-3805420106	FLUSH HANDLE FOR L&S WINDOW 7mm DEPTH BROWN	PCS	1
	EX-3805420167	FLUSH HANDLE FOR L&S WINDOW 7mm DEPTH TITANIUM F9	PCS	1
	EX-3805420361	FLUSH HANDLE FOR SLIDING WINDOW WITH PSK BLACK MAT	PCS	1
	EX-3805420307	FLUSH HANDLE FOR SLIDING WINDOW WITH PSK BRONZE	PCS	1
	EX-3805420306	FLUSH HANDLE FOR SLIDING WINDOW WITH PSK BROWN	PCS	1
	EX-3805420333	FLUSH HANDLE FOR SLIDING WINDOW WITH PSK LIGHT SILVER F1	PCS	1
	EX-3805420300	FLUSH HANDLE FOR SLIDING WINDOW WITH PSK MILL FINISH	PCS	1
	EX-3805420367	FLUSH HANDLE FOR SLIDING WINDOW WITH PSK TITANIUM F9	PCS	1

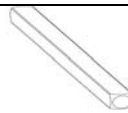
Image	Accessory Code	Description	MU	Min Pack
	EX-3805420302	FLUSH HANDLE FOR SLIDING WINDOW WITH PSK WHITE	PCS	1
	EX-3809868133	HANDLE SET INTERIOR DOOR ALUMIL LIGHT SILVER F1	PCS	1
	EX-3801814761	L&S HANDLE 252mm ALUMIL PIN50mm BLACK MATT	PCS	1
	EX-3801814707	L&S HANDLE 252mm ALUMIL PIN50mm BRONZE	PCS	1
	EX-3801814706	L&S HANDLE 252mm ALUMIL PIN50mm BROWN	PCS	1
	EX-3801814733	L&S HANDLE 252mm ALUMIL PIN50mm LIGHT SILVER F1	PCS	1
	EX-3801814700	L&S HANDLE 252mm ALUMIL PIN50mm MILL FINISH	PCS	1
	EX-3801814767	L&S HANDLE 252mm ALUMIL PIN50mm TITANIUM F9	PCS	1
	EX-3801814702	L&S HANDLE 252mm ALUMIL PIN50mm WHITE	PCS	1
	EX-3801813500	PROFILE FULL SPINDLE FOR LIVERPOOL HANDLE 8x135mm	PCS	1
	EX-3801814500	PROFILE FULL SPINDLE FOR LIVERPOOL HANDLE 8x145mm	PCS	1
	EX-3801815500	PROFILE FULL SPINDLE FOR LIVERPOOL HANDLE 8x155mm	PCS	1
	EX-3809788161	SINGLE DOOR HANDLE WITH PLATE ALUMIL 85mm BLACK MATT	PCS	1
	EX-3809788107	SINGLE DOOR HANDLE WITH PLATE ALUMIL 85MM BRONZE	PCS	1
	EX-3809788106	SINGLE DOOR HANDLE WITH PLATE ALUMIL 85MM BROWN	PCS	1

Image	Accessory Code	Description	MU	Min Pack
	EX-3809788133	SINGLE DOOR HANDLE WITH PLATE ALUMIL 85mm LIGHT SILVER F1	PCS	1
	EX-3809788167	SINGLE DOOR HANDLE WITH PLATE ALUMIL 85mm TITANIUM F9	PCS	1
	EX-3809788102	SINGLE DOOR HANDLE WITH PLATE ALUMIL 85mm WHITE	PCS	1
	EX-3800097661	WINDOW HANDLE PIN35mm ALUMIL FULL COVER BLACK MATT	PCS	1
	EX-3800097606	WINDOW HANDLE PIN35mm ALUMIL FULL COVER BROWN	PCS	1
	EX-3800097633	WINDOW HANDLE PIN35mm ALUMIL FULL COVER LIGHT SILVER F1	PCS	1
	EX-3800097667	WINDOW HANDLE PIN35mm ALUMIL FULL COVER TITANIUM F9	PCS	1
	EX-3800097602	WINDOW HANDLE PIN35mm ALUMIL FULL COVER WHITE	PCS	1
	EX-3800097607	WINDOW HANDLE PIN38mm ALUMIL FULL COVER BRONZE	PCS	1
	EX-3809072561	WINDOW HANDLE SECUSTIC ALUMIL PIN25mm BLACK MATT	PCS	1
	EX-3809072507	WINDOW HANDLE SECUSTIC ALUMIL PIN25mm BRONZE	PCS	1
	EX-3809072506	WINDOW HANDLE SECUSTIC ALUMIL PIN25mm BROWN	PCS	1
	EX-3809072533	WINDOW HANDLE SECUSTIC ALUMIL PIN25mm LIGHT SILVER F1	PCS	1
	EX-3809072567	WINDOW HANDLE SECUSTIC ALUMIL PIN25mm TITANIUM F9	PCS	1
	EX-3809072502	WINDOW HANDLE SECUSTIC ALUMIL PIN25mm WHITE	PCS	1

Image	Accessory Code	Description	MU	Min Pack
	EX-3809073861	WINDOW HANDLE SECUSTIC ALUMIL PIN38mm BLACK MATT	PCS	1
	EX-3809073807	WINDOW HANDLE SECUSTIC ALUMIL PIN38mm BRONZE	PCS	1
	EX-3809073806	WINDOW HANDLE SECUSTIC ALUMIL PIN38mm BROWN	PCS	1
	EX-3809073833	WINDOW HANDLE SECUSTIC ALUMIL PIN38mm LIGHT SILVER F1	PCS	1
	EX-3809073867	WINDOW HANDLE SECUSTIC ALUMIL PIN38mm TITANIUM F9	PCS	1
	EX-3809073802	WINDOW HANDLE SECUSTIC ALUMIL PIN38mm WHITE	PCS	1
	EX-3809173861	WINDOW HANDLE 177mm SECUCTIK ALUMIL PIN38mm BLACK MATT	PCS	1
	EX-3809173807	WINDOW HANDLE 177mm SECUCTIK ALUMIL PIN38mm BRONZE	PCS	1
	EX-3809173806	WINDOW HANDLE 177mm SECUCTIK ALUMIL PIN38mm BROWN	PCS	1
	EX-3809173833	WINDOW HANDLE 177mm SECUCTIK ALUMIL PIN38mm LIGHT SILVER F1	PCS	1
	EX-3809173800	WINDOW HANDLE 177mm SECUCTIK ALUMIL PIN38mm MILL FINISH	PCS	1
	EX-3809173867	WINDOW HANDLE 177mm SECUCTIK ALUMIL PIN38mm TITANIUM F9	PCS	1
	EX-3809173802	WINDOW HANDLE 177mm SECUCTIK ALUMIL PIN38mm WHITE	PCS	1



# ***JBOND***

Commercial Group:

## J BOND STANDARD DIMENSIONS

Composite panels with guarantee for 10 years. Super durable PVDF paint ensures long lasting results even in the most harsh environments.













Image	Accessory Code	Description	MU	Min Pack
	EX-7640125007	J-BOND 4x1250x3200mm BRONZE METALLIC	SQM	4
	EX-7640125028	J-BOND 4x1250x3200mm CHAMPAGNE METALLIC	SQM	4
	EX-7640125046	J-BOND 4x1250x3200mm GREY METALLIC	SQM	4
	EX-7640125034	J-BOND 4x1250x3200mm RAL1015 - BEIGE	SQM	4
	EX-7640125031	J-BOND 4x1250x3200mm RAL5010 - BLUE	SQM	4
	EX-7640125003	J-BOND 4x1250x3200mm RAL9005 - BLACK	SQM	4
	EX-7640125002	J-BOND 4x1250x3200mm RAL9016 - WHITE	SQM	4
	EX-7640125020	J-BOND 4x1250x3200mm SILVER METALLIC	SQM	4
	EX-7640125048	J-BOND 4x1250x3200mm SMOKEY SILVER	SQM	4
	EX-7640150046	J-BOND 4x1500x3200mm GREY METALLIC	SQM	4,8

Image	Accessory Code	Description	MU	Min Pack
	EX-7640150002	J-BOND 4x1500x3200mm RAL9016 - WHITE	SQM	4,8
	EX-7640150020	J-BOND 4x1500x3200mm SILVER METALLIC	SQM	4,8

# ***LEVELERS / WEDGES***

Commercial Group:

## GLAZING BRIDGE

Alumil system accessories guaranteed for perfect fitting and operation. Alumil systems are certified with Alumil accessories. All Alumil accessories are covered by the Alumil accessories guarantee.









Image	Accessory Code	Description	MU	Min Pack
	EX-2907799500	GLAZING BRIDGE FOR CONCEALED SASHES S77	PCS	10
	EX-2902050500	GLAZING BRIDGE FOR FLAT SASHES M20500	PCS	10
	EX-2901150300	GLAZING BRIDGE FOR FRAMES M11500	PCS	10
	EX-2902000200	GLAZING BRIDGE FOR FRAMES M20000	PCS	10
	EX-2902050100	GLAZING BRIDGE FOR FRAMES M20500	PCS	10
	INT-2909100200	GLAZING BRIDGE FOR FRAMES S91	PCS	10
	EX-2901150200	GLAZING BRIDGE FOR INCLINED SASHES M11500	PCS	10
	EX-2902050200	GLAZING BRIDGE FOR INCLINED SASHES M20500	PCS	10
	EX-2901150100	GLAZING BRIDGE FOR SASHES M11500	PCS	10
	EX-2906700100	GLAZING BRIDGE FOR SASHES S67	PCS	10

Image	Accessory Code	Description	MU	Min Pack
	INT-2907700100	GLAZING BRIDGE FOR SASHES S77	PCS	10
	INT-2909100100	GLAZING BRIDGE FOR SASHES S91	PCS	10
	INT-2909500200	GLAZING BRIDGE SD95	PCS	10
	EX-6600056700	GLAZING BRIDGE S560	PCS	10
	INT-6600071700	GLAZING BRIDGE 700	PCS	10

Commercial Group:

## PLASTIC PACKERS

Alumil system accessories guaranteed for perfect fitting and operation. Alumil systems are certified with Alumil accessories. All Alumil accessories are covered by the Alumil accessories guarantee.













Image	Accessory Code	Description	MU	Min Pack
	EX-7200081200	ATRIUM PRESSURE PLATE SPACER DOUBLE GLAZING	PCS	10
	EX-7200081100	ATRIUM PRESSURE PLATE SPACER SINGLE GLAZING	PCS	10
	EX-7109610000	CONNECTOR PART FOR M9973	PCS	10
	EX-2901140800	GLAZING BRIDGE FOR CONCEALED SASHES M11000	PCS	10
	INT-2907700200	GLAZING BRIDGE FOR FRAMES S77	PCS	10
	EX-2901100100	GLAZING BRIDGE No1 M11000	PCS	10
	EX-2901100200	GLAZING BRIDGE No2 M11000	PCS	10
	EX-2901100300	GLAZING BRIDGE No3 M11000	PCS	10
	EX-2901100400	GLAZING BRIDGE No4 M11000	PCS	10
	EX-2900000700	GLAZING WEDGE PVC BLACK FOR M7	PCS	100

Image	Accessory Code	Description	MU	Min Pack
	EX-8300000200	GLAZING WEDGE M8200 "U" SHAPE 8+8mm	PCS	10
	EX-7200968303	SET PLASTIC CORNER FOR SPACER STRUCTURAL	SET	10
	INT-2903065003	SETTING BLOCK S650	PCS	10
	EX-2900000200	SETTING BLOCK 2mm	PCS	100
	EX-2900000300	SETTING BLOCK 3mm	PCS	100
	EX-2900000400	SETTING BLOCK 4mm	PCS	100
	EX-2900000500	SETTING BLOCK 5mm	PCS	100
	EX-2909000000	SETTING BLOCK 8mm	PCS	100













# ***LOCKS FOR OPENING SYSTEMS***




Commercial Group:

## CYLINDERS

Alumil locks cover all levels of security and usability. Stainless steel options ensure corrosion resistance while multipoint locking solutions provide excellent security.



Image	Accessory Code	Description	MU	Min Pack
	EX-4600100208	CYLINDER 100mm 26-10-64 NICKEL	PCS	1
	EX-4600110208	CYLINDER 104mm 38-10-56 NICKEL	PCS	1
	EX-4600250208	CYLINDER 122mm 56-10-56 NICKEL	PCS	1
	EX-4600054208	CYLINDER 54mm 22-10-22 NICKEL	PCS	1
	EX-4600058208	CYLINDER 58mm 22-10-26 NICKEL	PCS	1
	EX-4600063208	CYLINDER 62mm 22-10-30 NICKEL	PCS	1
	EX-4600062208	CYLINDER 62mm 26-10-26 NICKEL	PCS	1
	EX-4600070208	CYLINDER 70mm 22-10-38 NICKEL	PCS	1
	EX-4600071208	CYLINDER 70mm 30-10-30 NICKEL	PCS	1
	EX-4600072208	CYLINDER 71mm 26-10-35 NICKEL	PCS	1

<b>Image</b>	<b>Accessory Code</b>	<b>Description</b>	<b>MU</b>	<b>Min Pack</b>
	EX-4600075208	CYLINDER 74mm 26-10-38 NICKEL	PCS	1
	EX-4600076208	CYLINDER 75mm 30-10-35 NICKEL	PCS	1
	EX-4600082208	CYLINDER 78mm 30-10-38 NICKEL	PCS	1
	EX-4600081208	CYLINDER 80mm 35-10-35 NICKEL	PCS	1
	EX-4600084208	CYLINDER 83mm 26-10-47 NICKEL	PCS	1
	EX-4600086208	CYLINDER 86mm 38-10-38 NICKEL	PCS	1
	EX-4600093208	CYLINDER 92mm 26-10-56 NICKEL	PCS	1

Commercial Group:

## LATCH LOCK

Alumil locks cover all levels of security and usability. Stainless steel options ensure corrosion resistance while multipoint locking solutions provide excellent security.



Image	Accessory Code	Description	MU	Min Pack
	EX-4403031110	SINGLE POINT ADJUSTABLE LATCH LOCK 30/85/23/3	PCS	1
	EX-4403531110	SINGLE POINT ADJUSTABLE LATCH LOCK 35/85/23/3	PCS	1
	EX-4402285200	SINGLE POINT LATCH LOCK 20/85/22/4	PCS	1
	EX-4402285208	SINGLE POINT LATCH LOCK 25/85/22/4	SET	1

Commercial Group:

**MORE THAN THREE  
POINT LOCK**

Alumil locks cover all levels of security and usability. Stainless steel options ensure corrosion resistance while multipoint locking solutions provide excellent security.

Image	Accessory Code	Description	MU	Min Pack
	EX-4153390503	DEADBOLT KEEP BACK FOR DOOR LOCK GU SECURY BLACK	PCS	1

Commercial Group:

## PANIC EXIT DEVICES

Fully certified and fire door compatible, Alumil Panic bars ensure that in case of emergency Alumil systems will function perfectly. Internal and external options are available to cover all needs.










Image	Accessory Code	Description	MU	Min Pack
	EX-4801921024	ANTIPANIC ARTIGLIO BAR 1200mm RAL7040 GREY	PCS	1
	EX-4809911000	ANTIPANIC ARTIGLIO BASIC KIT 1 POINT 35MM FLAT FRONT	PCS	1
	EX-4809913000	ANTIPANIC ARTIGLIO BASIC KIT 3 POINT 35MM FLAT FRONT	PCS	1
	EX-4559501000	ANTIPANIC ARTIGLIO HANDLE BLACK OUTSIDE	PCS	1
	EX-4809932000	ANTIPANIC ARTIGLIO STRIKER 1 POINT	PCS	1
	EX-4809601200	ANTIPANIC MINISTAR BAR 1,2m SILVER	PCS	1
	EX-4809601000	ANTIPANIC MINISTAR BASIC KIT BLACK	PCS	1
	EX-4809601600	ANTIPANIC MINISTAR CONNECTION RODS BLACK FOR DOOR 2.4m	PCS	1
	EX-4809601700	ANTIPANIC MINISTAR HANDLE WITH CYLINDER BLACK OUTSIDE	PCS	1
	EX-4809601500	ANTIPANIC MINISTAR UP/DOWN KIT	PCS	1

Image	Accessory Code	Description	MU	Min Pack
	EX-4809601100	ANTIPANIC MINISTAR BAR 1,2m RED	PCS	1

Commercial Group:

## ROLLER LOCK

Alumil locks cover all levels of security and usability. Stainless steel options ensure corrosion resistance while multipoint locking solutions provide excellent security.



Image	Accessory Code	Description	MU	Min Pack
	EX-4403531100	SINGLE POINT ROLLER LATCH LOCK 35/85/22/3	SET	1



Commercial Group:

## SECURITY CYLINDERS

Alumil locks cover all levels of security and usability. Stainless steel options ensure corrosion resistance while multipoint locking solutions provide excellent security.



Image	Accessory Code	Description	MU	Min Pack
	INT-6407078400	SAFETY CLIPS FOR CORNER TYPOLOGY S700	PCS	1
	EX-4600032000	SECURITY CYLINDER 100 (30/70) NICKEL	PCS	1
	EX-4600033000	SECURITY CYLINDER 100 (35/65) NICKEL	PCS	1
	EX-4600034000	SECURITY CYLINDER 100 (40/60) NICKEL	PCS	1
	EX-4600040000	SECURITY CYLINDER 110 (30/80) NICKEL	PCS	1
	EX-4600016000	SECURITY CYLINDER 75 (30/45) NICKEL	PCS	1
	EX-4600018000	SECURITY CYLINDER 80 (30/50) NICKEL	PCS	1
	EX-4600019000	SECURITY CYLINDER 80 (35/45) NICKEL	PCS	
	EX-4600021000	SECURITY CYLINDER 85 (30/55) NICKEL	PCS	1
	EX-4600022000	SECURITY CYLINDER 85 (35/50) NICKEL	PCS	1




Image	Accessory Code	Description	MU	Min Pack
	EX-4600124000	SECURITY CYLINDER 90 (30/60) NICKEL	PCS	1

Commercial Group:

## STRIKE PLATES

Alumil locks cover all levels of security and usability. Stainless steel options ensure corrosion resistance while multipoint locking solutions provide excellent security.



Image	Accessory Code	Description	MU	Min Pack
	INT-6406500000	SET OF STRIKING PLATES FOR S650	PAIR	1
	EX-4153607220	SINGLE PIECE STRIKEPLATE AUTO 5 U24/6 LEFT INOX	PCS	1
	EX-4153607230	SINGLE PIECE STRIKEPLATE AUTO 5 U24/6 RIGHT INOX	PCS	1
	EX-4858671300	STRIKER PLATES ADJUSTABLE 3 POINT 24x3 INOX LATCH	PCS	1
	EX-4858681300	STRIKER PLATES ADJUSTABLE 3 POINT 24x3 INOX ROLLER LATCH	PCS	1
	EX-4508371300	STRIKER PLATES FALLING 3 POINT 24x3 ADJUSTABLE INOX	PCS	1





# ***LOCKS FOR SLIDING SYSTEMS***

Commercial Group:

## ALBATROS SLIDING LOCKS

Accessories chosen by Alumil for their excellent fitting and quality. All accessories are covered by the Alumil accessories guarantee.








Image	Accessory Code	Description	MU	Min Pack
	EX-6100221003	ALBATROS LOCKER BLACK	PCS	1
	EX-6100221009	ALBATROS LOCKER SILVER	PCS	
	EX-6100221002	ALBATROS LOCKER WHITE	PCS	1
	EX-4800112701	KIT FOR LOCK WITH LEVER ALBATROS	SET	1

Commercial Group:

## RIVALU SLIDING LOCKS

Stainless steel multipoint sliding lock featuring a wrong operation safety device and hook locking points for increased security.



Image	Accessory Code	Description	MU	Min Pack
	EX-6300111300	SLIDING LOCK WITH HOOKS STRIKER INOX	PCS	1
	EX-6300990100	SLIDING 1 POINT LOCK 150 mm BS15 WITH HOOKS INOX	PCS	1
	EX-6300990200	SLIDING 2 POINT LOCK 600 mm BS15 WITH HOOKS INOX	PCS	1
	EX-6300990300	SLIDING 3 POINT LOCK 1000 mm BS15 WITH HOOKS INOX	PCS	1
	EX-6300990400	SLIDING 3 POINT LOCK 1000 mm BS15 WITH HOOKS INOX WITH CYLINDER HOLE	PCS	1

## ***MOTER NICE***

Commercial Group:

## ROLER SHUTTER MOTORS

Full range of tubular motors for shutters. Variety of options for obstacle detection and limit setting for power up to 120nm.



















Image	Accessory Code	Description	MU	Min Pack
	EX-5135014000	ADAPTOR FOR MOTOR NICE 40mm	PCS	1
	EX-5135006000	ADAPTOR FOR MOTOR NICE 60mm	PCS	1
	EX-5135077000	ADAPTOR FOR MOTOR NICE 70mm	PCS	1
	EX-5135056000	ADAPTOR RING 60mm TO 70mm	PCS	1
	EX-5137504000	BRACKET FOR MOTOR NICE 40mm	PCS	1
	EX-5135116000	BRACKET FOR MOTOR NICE 60mm	PCS	1
	EX-5135157000	BRACKET FOR MOTOR NICE 70mm	PCS	1
	EX-5135197000	BRACKET 100x100mm FOR MOTOR 70mm WITH MECHANISM	PCS	1
	EX-5191990000	CONNECTOR FOR MOTOR NICE WITH MANUAL MECHANISM 7mm	PCS	1
	EX-5136286000	MOTOR NICE "MONOS" 15Nm/28Kg 60mm	PCS	1



Image	Accessory Code	Description	MU	Min Pack
	EX-5136566000	MOTOR NICE "MONOS" 30Nm/56Kg 60mm	PCS	1
	EX-5136906000	MOTOR NICE "MONOS" 50Nm/95Kg 60mm	PCS	1
	EX-5136086000	MOTOR NICE "MONOS" 8Nm/15Kg 60mm	PCS	1
	EX-5133007100	MOTOR NICE WITH MANUAL MECHANISM 100Nm/150Kg 70mm	PCS	1
	EX-5133507100	MOTOR NICE WITH MANUAL MECHANISM 120Nm/180Kg 70mm	PCS	1
	EX-5135286100	MOTOR NICE WITH MANUAL MECHANISM 15Nm/28Kg 60mm	PCS	1
	EX-5135566100	MOTOR NICE WITH MANUAL MECHANISM 30Nm/56Kg 60mm	PCS	1
	EX-5135906100	MOTOR NICE WITH MANUAL MECHANISM 50Nm/95Kg 60mm	PCS	1
	EX-5135286011	MOTOR NICE W/L 15Nm/28Kg 60mm AUTO LIMITS & OBSTACLE SENSOR	PCS	1
	EX-5135286012	MOTOR NICE W/L 15Nm/28Kg 60mm ELECTRONIC LIMITS & OBSTACLE SENSOR	PCS	1
	EX-5135566011	MOTOR NICE W/L 30Nm/56Kg 60mm AUTO LIMITS & OBSTACLE SENSOR	PCS	1
	EX-5135566012	MOTOR NICE W/L 30Nm/56Kg 60mm ELECTRONIC LIMITS & OBSTACLE SENSOR	PCS	1
	EX-5135906012	MOTOR NICE W/L 50Nm/95Kg 60mm ELECTRONIC LIMITS & OBSTACLE SENSOR	PCS	1
	EX-5135086011	MOTOR NICE W/L 8Nm/15Kg 60mm AUTO LIMITS & OBSTACLE SENSOR	PCS	1
	EX-5135086012	MOTOR NICE W/L 8Nm/15Kg 60mm ELECTRONIC LIMITS & OBSTACLE SENSOR	PCS	1

Image	Accessory Code	Description	MU	Min Pack
	EX-5130144000	MOTOR NICE 10Nm/18Kg 40mm	PCS	1
	EX-5133007000	MOTOR NICE 100Nm/150Kg 70mm	PCS	1
	EX-5133507000	MOTOR NICE 120Nm/180Kg 70mm	PCS	1
	EX-5135286000	MOTOR NICE 15Nm/28Kg 60mm	PCS	1
	EX-5135286002	MOTOR NICE 15Nm/28Kg 60mm ELECTRONIC LIMITS & OBSTACLE SENSOR	PCS	1
	EX-5135286001	MOTOR NICE 15Nm/28Kg 60mm MANUAL LIMITS & OBSTACLE SENSOR	PCS	1
	EX-5135566000	MOTOR NICE 30Nm/56Kg 60mm	PCS	1
	EX-5135566002	MOTOR NICE 30Nm/56Kg 60mm ELECTRONIC LIMITS & OBSTACLE SENSOR	PCS	1
	EX-5135566001	MOTOR NICE 30Nm/56Kg 60mm MANUAL LIMITS & OBSTACLE SENSOR	PCS	1
	EX-5135906000	MOTOR NICE 50Nm/95Kg 60mm	PCS	1
	EX-5135906002	MOTOR NICE 50Nm/95Kg 60mm ELECTRONIC LIMITS & OBSTACLE SENSOR	PCS	1
	EX-5135086000	MOTOR NICE 8Nm/15Kg 60mm	PCS	1
	EX-5135086002	MOTOR NICE 8Nm/15Kg 60mm ELECTRONIC LIMITS & OBSTACLE SENSOR	PCS	1
	EX-5135086001	MOTOR NICE 8Nm/15Kg 60mm MANUAL LIMITS & OBSTACLE SENSOR	PCS	1
	EX-5107950000	PLASTIC REEL SLAT CONNECTOR FOR MOTOR WITH OBSTACLE SENSOR	PCS	1

Image	Accessory Code	Description	MU	Min Pack
	EX-5139160000	REMOTE CONTROL NICE ERGO 1 CHANNEL	PCS	1
	EX-5139170000	REMOTE CONTROL NICE ERGO 6 CHANNEL LIGHT SILVER	PCS	1
	EX-5139180000	WALL REMOTE CONTROL NICE PLANO 1 CHANNEL	PCS	1
	EX-5139190000	WALL REMOTE CONTROL NICE PLANO 6 CHANNEL LIGHT SILVER	PCS	1
	EX-5130144010	WIRELESS MOTOR NICE 10Nm/18Kg 40mm	PCS	1
	EX-5139060000	WIRELESS RECEIVER TT1N - WITHOUT SWITCH	PCS	1
	EX-5139080000	WIRELESS RECEIVER TT2N - WITH SWITCH	PCS	1

## ***OTHER ACCESSORIES***

Commercial Group:

**MOUNTING  
ACCESSORIES FOR  
CLADDING SYSTEMS**

Alumil system accessories guaranteed for perfect fitting and operation. Alumil systems are certified with Alumil accessories. All Alumil accessories are covered by the Alumil accessories guarantee.








Image	Accessory Code	Description	MU	Min Pack
	EX-7000560000	BOTTOM PART OF PERGOLA COLUMN SUPPORT	PCS	1
	EX-7003500000	BRACKET FOR HANGING J-BOND PANELS MILL FINISH	PCS	1
	EX-6600035614	PAIR SAFETY DEVICES NARROW STILES S350 BLACK ANODI	PAIR	10
	EX-7000560100	TOP PART OF PERGOLA COLUMN SUPPORT	PCS	1

Commercial Group:

## SEALING MECHANISMS

Accessories chosen by Alumil for their excellent fitting and quality. Excellent water and air sealing performance for all door systems.






















Image	Accessory Code	Description	MU	Min Pack
	EX-4716200000	ACTUATOR PIVOT FOR WINDBREAK ALU PLUS BLACK	PCS	1
	EX-4716103000	ADJUSTABLE RUBBER WINDBREAK ALU PLUS 1030MM	PCS	1
	EX-4716113000	ADJUSTABLE RUBBER WINDBREAK ALU PLUS 1130MM	PCS	1
	EX-4716093000	ADJUSTABLE RUBBER WINDBREAK ALU PLUS 930MM	PCS	1
	EX-4710100000	AUTO-SEAL RUBBER WEATHER BARRIER L:1000mm.	PCS	1
	EX-4710110000	AUTO-SEAL RUBBER WEATHER BARRIER L:1100mm.	PCS	1
	EX-4710080000	AUTO-SEAL RUBBER WEATHER BARRIER L:800mm.	PCS	1
	EX-4710090000	AUTO-SEAL RUBBER WEATHER BARRIER L:900mm.	PCS	1
	EX-4716300000	DOUBLE PLUNGER KIT FOR WINDBREAK ALU PLUS GREY RAL7035	PCS	1
	EX-6601200903	DRAINAGE BALL VALVES R12X9	PCS	10

Image	Accessory Code	Description	MU	Min Pack
	EX-6600811503	DRAINAGE BALL VALVES R8X11,5	PCS	20
	EX-6600120903	DRAINAGE VALVE R12 EXTENSION BLACK	PCS	10
	EX-6600812503	DRAINAGE VALVE R8 EXTENSION BLACK	PCS	20
	INT-6604400800	FLAP VALVE 15mm	PCS	10
	EX-7102103000	PENSTOCK BRUSH ULISSE LIGHT 1030MM	PCS	1
	EX-7102133000	PENSTOCK BRUSH ULISSE LIGHT 1330MM	PCS	1
	EX-7102163000	PENSTOCK BRUSH ULISSE LIGHT 1630MM	PCS	1
	EX-7102043000	PENSTOCK BRUSH ULISSE LIGHT 430MM	PCS	1
	EX-7102073000	PENSTOCK BRUSH ULISSE LIGHT 730MM	PCS	1
	EX-7101103000	WATERPROOF THRESHOLD ULISSE LIGHT 1030MM	PCS	1
	EX-7101133000	WATERPROOF THRESHOLD ULISSE LIGHT 1330MM	PCS	1
	EX-7101163000	WATERPROOF THRESHOLD ULISSE LIGHT 1630MM	PCS	1
	EX-7101043000	WATERPROOF THRESHOLD ULISSE LIGHT 430MM	PCS	1
	EX-7101073000	WATERPROOF THRESHOLD ULISSE LIGHT 730MM	PCS	1

Commercial Group:

## WINDOW SILLS

A full range of window sills aiming to provide a complete solution for window installation. Dimensions to fit all wall thicknesses, and painted to order to match window color.













Image	Accessory Code	Description	MU	Min Pack
	EX-3102881600	BRACKET WINDOW SEAL M8800 MILL FINISH	PCS	1
	EX-3101880100	JOINT M8801 MILL FINISH	PCS	2
	EX-3101880200	JOINT M8802 MILL FINISH	PCS	2
	EX-3101880300	JOINT M8803 MILL FINISH	PCS	2
	EX-3101880400	JOINT M8804 MILL FINISH	PCS	2
	EX-3101880500	JOINT M8805 MILL FINISH	PCS	2
	EX-3101880600	JOINT M8806 MILL FINISH	PCS	2
	EX-3101880700	JOINT M8807 MILL FINISH	PCS	2
	EX-3101880800	JOINT M8808 MILL FINISH	PCS	2
	EX-3101880900	JOINT M8809 MILL FINISH	PCS	2
























Image	Accessory Code	Description	MU	Min Pack
	EX-3101881000	JOINT M8810 MILL FINISH	PCS	2
	EX-3101881100	JOINT M8811 MILL FINISH	PCS	2
	EX-3101881200	JOINT M8812 MILL FINISH	PCS	2
	EX-3101881300	JOINT M8813 MILL FINISH	PCS	2
	EX-3101881700	JOINT M8817 MILL FINISH	PCS	2
	EX-3101881800	JOINT M8818 MILL FINISH	PCS	2
	EX-3100881600	SUPPORT PART FOR WINDOW SIELD	PCS	1
	EX-3108801200	WINDOW SILS COVER M8801 LEFT MILL FINISH	PCS	2
	EX-3108801100	WINDOW SILS COVER M8801 RIGHT MILL FINISH	PCS	2
	EX-3108802200	WINDOW SILS COVER M8802 LEFT MILL FINISH	PCS	2
	EX-3108802100	WINDOW SILS COVER M8802 RIGHT MILL FINISH	PCS	2
	EX-3108803200	WINDOW SILS COVER M8803 LEFT MILL FINISH	PCS	2
	EX-3108803100	WINDOW SILS COVER M8803 RIGHT MILL FINISH	PCS	2
	EX-3108804200	WINDOW SILS COVER M8804 LEFT MILL FINISH	PCS	2
	EX-3108804100	WINDOW SILS COVER M8804 RIGHT MILL FINISH	PCS	2

Image	Accessory Code	Description	MU	Min Pack
	EX-3108805200	WINDOW SILS COVER M8805 LEFT MILL FINISH	PCS	2
	EX-3108805100	WINDOW SILS COVER M8805 RIGHT MILL FINISH	PCS	2
	EX-3108806200	WINDOW SILS COVER M8806 LEFT MILL FINISH	PCS	2
	EX-3108806100	WINDOW SILS COVER M8806 RIGHT MILL FINISH	PCS	2
	EX-3108807200	WINDOW SILS COVER M8807 LEFT MILL FINISH	PCS	2
	EX-3108807100	WINDOW SILS COVER M8807 RIGHT MILL FINISH	PCS	2
	EX-3108808200	WINDOW SILS COVER M8808 LEFT MILL FINISH	PCS	2
	EX-3108808100	WINDOW SILS COVER M8808 RIGHT MILL FINISH	PCS	2
	EX-3108809200	WINDOW SILS COVER M8809 LEFT MILL FINISH	PCS	2
	EX-3108809100	WINDOW SILS COVER M8809 RIGHT MILL FINISH	PCS	2
	EX-3108810200	WINDOW SILS COVER M8810 LEFT MILL FINISH	PCS	2
	EX-3108810100	WINDOW SILS COVER M8810 RICHT MILL FINISH	PCS	2
	EX-3108811200	WINDOW SILS COVER M8811 LEFT MILL FINISH	PCS	2
	EX-3108811100	WINDOW SILS COVER M8811 RICHT MILL FINISH	PCS	2
	EX-3108812200	WINDOW SILS COVER M8812 LEFT MILL FINISH	PCS	2

Image	Accessory Code	Description	MU	Min Pack
	EX-3108812100	WINDOW SILS COVER M8812 RICHT MILL FINISH	PCS	2
	EX-3108813200	WINDOW SILS COVER M8813 LEFT MILL FINISH	PCS	2
	EX-3108813100	WINDOW SILS COVER M8813 RICHT MILL FINISH	PCS	2
	EX-3108817200	WINDOW SILS COVER M8817 LEFT MILL FINISH	PCS	2
	EX-3108817100	WINDOW SILS COVER M8817 RICHT MILL FINISH	PCS	2
	EX-3108818200	WINDOW SILS COVER M8818 LEFT MILL FINISH	PCS	2
	EX-3108818100	WINDOW SILS COVER M8818 RICHT MILL FINISH	PCS	2

## ***PLASTIC COVERS***

Commercial Group:

## ADDITIONAL PROFILE PLASTIC CAP

Alumil system accessories guaranteed for perfect fitting and operation. Alumil systems are certified with Alumil accessories. All Alumil accessories are covered by the Alumil accessories guarantee.













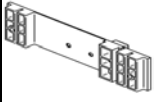



Image	Accessory Code	Description	MU	Min Pack
	EX-3110060803	ADD IN S30608	SET	21
	EX-3110033400	ADDITIONAL PROFILE COVER S334 BLACK	PCS	10
	EX-3101121000	ADDITIONAL PROFILE END COVER M11210 BLACK	SET	10
	EX-3101147203	ADDITIONAL PROFILE END COVER M11472 BLACK	PAIR	10
	EX-3100934700	ADDITIONAL PROFILE END COVER M9347 BLACK	SET	10
	EX-3100942500	ADDITIONAL PROFILE END COVER M9425 BLACK	PCS	10
	EX-3100968103	ADDITIONAL PROFILE END COVER M9681 BLACK	PAIR	10
	EX-3000980503	ADDITIONAL PROFILE END COVER M9805 BLACK	PAIR	10
	EX-3000980502	ADDITIONAL PROFILE END COVER M9805 WHITE	PAIR	10
	EX-3101150003	CAP FOR ADDITIONAL PROFILE M11228 WITH SIDE SEAL	PAIR	10

Image	Accessory Code	Description	MU	Min Pack
	EX-3101194603	CAP FOR REVERSED SASH WING M11946 BLACK	SET	10
	EX-3110055403	CAP FOR S554 PROFILE	PAIR	14
	EX-3110057903	CLIP FOR ADDITIONAL PROFILE S579	PCS	17
	INT-3110073603	CLIP OF WATER EVACUATION FOR LOW FRAME S700	PCS	10
	EX-3101102400	END CAP FOR ADDITIONAL PROFILE M11024 BLACK	SET	10
	EX-3101123403	END CAP FOR ADDITIONAL PROFILE M11024 WITH M9317 BLACK	PAIR	10
	EX-3101117000	END CAP FOR ADDITIONAL PROFILE M11170 BLACK	PAIR	10
	EX-3101122803	END CAP FOR ADDITIONAL PROFILE M11228 BLACK	PAIR	10
	EX-3101127000	END CAP FOR ADDITIONAL PROFILE M11270 BLACK	PAIR	10
	EX-3101128100	END CAP FOR ADDITIONAL PROFILE M11281 BLACK	SET	10
	EX-3101167000	END CAP FOR ADDITIONAL PROFILE M11670 BLACK	PAIR	10
	EX-3101152400	END CAP FOR ADDITIONAL PROFILE M11724 BLACK	SET	10
	EX-3101173403	END CAP FOR ADDITIONAL PROFILE M11724 WITH M9317 BLACK	PAIR	10
	EX-3111221700	END CAP FOR ADDITIONAL PROFILE M12217 BLACK	PCS	10
	EX-3101517000	END CAP FOR ADDITIONAL PROFILE M15170 BLACK	SET	10

Image	Accessory Code	Description	MU	Min Pack
	EX-3101517100	END CAP FOR ADDITIONAL PROFILE M15171 BLACK	SET	10
	EX-3102051103	END CAP FOR ADDITIONAL PROFILE M20511 BLACK	PAIR	10
	EX-3100943103	END CAP FOR ADDITIONAL PROFILE M9431 BLACK	PAIR	10
	EX-3100959103	END CAP FOR ADDITIONAL PROFILE M9591 BLACK	PAIR	10
	EX-3100097203	END CAP FOR ADDITIONAL PROFILE M972 BLACK	PAIR	10
	INT-3110072603	END CAP FOR DOUBLE LOW FRAME S70726 BLACK RIGHT	SET	10
	INT-3110172603	END CAP FOR DOUBLE LOW FRAME S70726 BLACK LEFT	SET	10
	INT-3110072203	END CAP FOR HANDLE PROFILE S70722 BLACK	PAIR	10
	INT-3110172403	END CAP FOR SINGLE LOW FRAME S70724 BLACK LEFT	SET	10
	INT-3110072403	END CAP FOR SINGLE LOW FRAME S70724 BLACK RIGHT	SET	10
	INT-3110172803	END CAP FOR TRIPLE LOW FRAME S70728 BLACK LEFT	SET	10
	INT-3110072803	END CAP FOR TRIPLE LOW FRAME S70728 BLACK RIGHT	SET	10
	EX-3101121100	END CAP FOR WINDBREAK M11500	SET	10
	EX-3101100103	END CAP SET FOR DOUBLE LEAF DOOR M11000 BLACK RIGHT	SET	10
	INT-6603065803	END CAP S30658	SET	10

Image	Accessory Code	Description	MU	Min Pack
	EX-3111251003	END CAPS FOR M12510 DOUBLE SLIDING FRAME RAIL	PAI	10
	EX-3111250203	END CAPS FOR SLIDING WITH FIXED FRAME M12500	PAI	10
	EX-3111251503	ENDCAPS FOR TRIPLE FRAME M12515	PAI	10
	EX-3110061303	JOINT END CAP S30613	PAIR	22
	EX-3110058403	SASH SLIDING SPACER FOR SASH S584	PCS	18
	EX-3110070603	SLIDING SASH SPACER S70706	PCS	10
	INT-3110261400	SPACER $\Phi$ 25 FOR FIXED SASHES S650	PCS	10
	INT-3111372603	UPPER FRAME END CAP FOR POCKET TYPOLOGIES S700 LEFT	PCS	10
	INT-3110372603	UPPER FRAME END CAP FOR POCKET TYPOLOGIES S700 RIGHT	PCS	10



Commercial Group:

## ADJOINING PROFILE PLASTIC CAP

Alumil system accessories guaranteed for perfect fitting and operation. Alumil systems are certified with Alumil accessories. All Alumil accessories are covered by the Alumil accessories guarantee.













Image	Accessory Code	Description	MU	Min Pack
	EX-3110130300	ADJOINING PROFILE COVER BUTTON BLACK	PCS	29
	EX-3111424400	ADJOINING PROFILE COVER MS14244	SET	10
	EX-3001968213	ADJOINING PROFILE END CAP FOR M19682	PAIR	10
	EX-3001115600	ADJOINING PROFILE END COVER M11156 BLACK	PAIR	10
	EX-3001115803	ADJOINING PROFILE END COVER M11158 BLACK	PAIR	10
	EX-3001140403	ADJOINING PROFILE END COVER M11404 BLACK	PAIR	10
	EX-3001145800	ADJOINING PROFILE END COVER M11458 BLACK	PAIR	10
	EX-3001155800	ADJOINING PROFILE END COVER M11558 BLACK	PCS	10
	EX-3000530713	ADJOINING PROFILE END COVER M5307 LEFT	PAIR	10
	EX-3000530703	ADJOINING PROFILE END COVER M5307 RIGHT	PAIR	10














Image	Accessory Code	Description	MU	Min Pack
	EX-3000520400	ADJOINING PROFILE END COVER M844 BLACK	PAIR	10
	EX-3001138200	ADJOINING PROFILE END COVER SET INSIDE OPENING	PAIR	10
	EX-3001138400	ADJOINING PROFILE END COVER SET OUTSIDE OPENING	PAIR	10
	EX-3110131303	ADJOINING SLIDING PROFILE COVER M313 BLACK	PAIR	30
	EX-3101165603	CAP SET FOR LEFT ENTRANCE M11656	SET	10
	EX-3101165703	CAP SET FOR RIGHT ENTRANCE M11656	SET	10
	EX-3111460303	CONNECTOR FOR ADJOINING PROFILE M14606	PAIR	10
	EX-3111460203	CONNECTOR FOR ADJOINING PROFILE M14607	PAIR	10
	INT-3113169403	END CAP FOR ADJOINING PROFILE S31694 BLACK	PAIR	10
	EX-3110004400	END CAP ADJOINING PROFILE FOR M9200, M14000 BLACK	PAIR	10
	INT-3109506003	END CAP FOR ADDITIONAL PROFILE S95060 BLACK	PAIR	10
	EX-3101141400	END CAP FOR ADJOINING PROFILE M11414 BLACK	PAIR	10
	EX-3001169813	END CAP FOR ADJOINING PROFILE M11698 BLACK LEFT	PAIR	10
	EX-3001175803	END CAP FOR ADJOINING PROFILE M11758 BLACK	PAIR	10
	EX-3001187210	END CAP FOR ADJOINING PROFILE M11872 BLACK LEFT	PCS	10
















Image	Accessory Code	Description	MU	Min Pack
	EX-3001187200	END CAP FOR ADJOINING PROFILE M11872 BLACK RIGHT	PCS	10
	EX-3001187503	END CAP FOR ADJOINING PROFILE M11875 BLACK	PAIR	10
	EX-3001187900	END CAP FOR ADJOINING PROFILE M11879 BLACK	PAIR	10
	EX-3001190400	END CAP FOR ADJOINING PROFILE M11904 BLACK	PAIR	10
	EX-3001500400	END CAP FOR ADJOINING PROFILE M15004 BLACK	SET	10
	EX-3001500500	END CAP FOR ADJOINING PROFILE M15005 BLACK	SET	10
	EX-3001500600	END CAP FOR ADJOINING PROFILE M15006 BLACK	SET	10
	EX-3101519100	END CAP FOR ADJOINING PROFILE M15191 BLACK	PAIR	10
	EX-3001537503	END CAP FOR ADJOINING PROFILE M15375 BLACK	PAIR	10
	EX-3001537903	END CAP FOR ADJOINING PROFILE M15379 BLACK	PAIR	10
	EX-3001545800	END CAP FOR ADJOINING PROFILE M15458 BLACK	PCS	10
	EX-3002004003	END CAP FOR ADJOINING PROFILE M20040 BLACK	PAIR	10
	EX-3002004603	END CAP FOR ADJOINING PROFILE M20046 BLACK	PAIR	10
	EX-3002065403	END CAP FOR ADJOINING PROFILE M20654 BLACK	PAIR	10
	EX-3002066003	END CAP FOR ADJOINING PROFILE M20660 BLACK	PAIR	10

Image	Accessory Code	Description	MU	Min Pack
	EX-3002066002	END CAP FOR ADJOINING PROFILE M20660 WHITE	PAIR	10
	EX-3001950410	END CAP FOR ADJOINING PROFILE M9504 WITH M9347 BLACK LEFT	PAIR	10
	EX-3001950400	END CAP FOR ADJOINING PROFILE M9504 WITH M9347 BLACK RIGHT	PAIR	10
	EX-3001966513	END CAP FOR ADJOINING PROFILE M9681 BLACK LEFT	PAIR	10
	EX-3001966503	END CAP FOR ADJOINING PROFILE M9681 BLACK RIGHT	PAIR	10
	EX-3001968513	END CAP FOR ADJOINING PROFILE M9685 WITH M9681 BLACK LEFT	PAIR	10
	EX-3001968503	END CAP FOR ADJOINING PROFILE M9685 WITH M9681 BLACK RIGHT	PAIR	10
	EX-3000968903	END CAP FOR ADJOINING PROFILE EM9689 BLACK	PAIR	10
	EX-3000094400	END CAP FOR ADJOINING PROFILE END M944 BLACK	PAIR	10
	EX-3000096400	END CAP FOR ADJOINING PROFILE END M964 BLACK	PCS	10
	EX-3001968103	END CAP FOR ADJOINING PROFILE FOR M19680 BLACK	PAIR	10
	EX-3110001503	END CAP FOR ADJOINING PROFILE FOR M9004 BLACK	PCS	10
	EX-3110001502	END CAP FOR ADJOINING PROFILE FOR M9004 WHITE	PCS	10
	EX-3001105803	END CAP FOR ADJOINING PROFILE M11058 BLACK	PCS	10
	EX-3001105802	END CAP FOR ADJOINING PROFILE M11058 WHITE	PCS	10


Image	Accessory Code	Description	MU	Min Pack
	EX-3101115610	END CAP FOR ADJOINING PROFILE M11156 BLACK LEFT	PCS	10
	EX-3101115600	END CAP FOR ADJOINING PROFILE M11156 BLACK RIGHT	PCS	10
	EX-3101115810	END CAP FOR ADJOINING PROFILE M11158 BLACK LEFT	PAI	10
	EX-3101115800	END CAP FOR ADJOINING PROFILE M11158 BLACK RIGHT	PAI	10
	EX-3000115813	END CAP FOR ADJOINING PROFILE M11158 WITH M11024 BLACK LEFT	PAIR	10
	EX-3000115803	END CAP FOR ADJOINING PROFILE M11158 WITH M11024 BLACK RIGHT	PAIR	10
	EX-3002115813	END CAP FOR ADJOINING PROFILE M11158 WITH M11170 BLACK LEFT	PAIR	10
	EX-3002115803	END CAP FOR ADJOINING PROFILE M11158 WITH M11170 BLACK RIGHT	PAIR	10
	EX-3001119810	END CAP FOR ADJOINING PROFILE M11198 BLACK LEFT	PAIR	10
	EX-3001119800	END CAP FOR ADJOINING PROFILE M11198 BLACK RIGHT	PAIR	10
	EX-3001125803	END CAP FOR ADJOINING PROFILE M11258 BLACK	SET	10
	EX-3001125802	END CAP FOR ADJOINING PROFILE M11258 WHITE	SET	10
	EX-3001137500	END CAP FOR ADJOINING PROFILE M11375 BLACK	SET	10
	EX-3001137903	END CAP FOR ADJOINING PROFILE M11379 BLACK	PCS	10
	EX-3001165613	END CAP FOR ADJOINING PROFILE M11656 BLACK LEFT	PAIR	10

Image	Accessory Code	Description	MU	Min Pack
	EX-3001165603	END CAP FOR ADJOINING PROFILE M11656 BLACK RIGHT	PAIR	10
	EX-3002165613	END CAP FOR ADJOINING PROFILE M11656 WITH M11670 BLACK LEFT	PAIR	10
	EX-3002165603	END CAP FOR ADJOINING PROFILE M11656 WITH M11670 BLACK RIGHT	PAIR	10
	EX-3001165800	END CAP FOR ADJOINING PROFILE M11658 BLACK	PAIR	10
	EX-3001169803	END CAP FOR ADJOINING PROFILE M11698 BLACK RIGHT	PAIR	10
	EX-3002187203	END CAP FOR ADJOINING PROFILE M11872 WITH M11670 BLACK LEFT	PAIR	10
	EX-3002187213	END CAP FOR ADJOINING PROFILE M11872 WITH M11670 BLACK RIGHT	PAIR	10
	EX-3111220400	END CAP FOR ADJOINING PROFILE M12204 BLACK	PAIR	10
	EX-3111450400	END CAP FOR ADJOINING PROFILE M14504 BLACK	PAIR	10
	EX-3002519113	END CAP FOR ADJOINING PROFILE M15191 WITH M15171 BLACK LEFT	PAIR	10
	EX-3002519103	END CAP FOR ADJOINING PROFILE M15191 WITH M15171 BLACK RIGHT	PAIR	10
	EX-3002054303	END CAP FOR ADJOINING PROFILE M20543 BLACK	PAIR	10
	EX-3002055003	END CAP FOR ADJOINING PROFILE M20550 BLACK	PAIR	10
	EX-3002065402	END CAP FOR ADJOINING PROFILE M20654 WHITE	PAIR	10
	EX-3000500803	END CAP FOR ADJOINING PROFILE M23008 BLACK	PAIR	10



Image	Accessory Code	Description	MU	Min Pack
	EX-3110090403	END CAP FOR ADJOINING PROFILE M904 BLACK	PCS	27
	EX-3110925400	END CAP FOR ADJOINING PROFILE M9254 BLACK	PAIR	53
	EX-3110093600	END CAP FOR ADJOINING PROFILE M936 BLACK	PAIR	28
	EX-3000939800	END CAP FOR ADJOINING PROFILE M9398 BLACK	PCS	10
	EX-3000950403	END CAP FOR ADJOINING PROFILE M9504 BLACK	PAIR	10
	EX-3002950413	END CAP FOR ADJOINING PROFILE M9504 WITH M9431 BLACK LEFT	PAIR	10
	EX-3002950403	END CAP FOR ADJOINING PROFILE M9504 WITH M9431 BLACK RIGHT	PAIR	10
	EX-3000954403	END CAP FOR ADJOINING PROFILE M9544 BLACK	PAIR	10
	EX-3000955403	END CAP FOR ADJOINING PROFILE M9554 BLACK	PAIR	10
	EX-3001955410	END CAP FOR ADJOINING PROFILE M9554 WITH M9347 BLACK LEFT	PAI	10
	EX-3001955400	END CAP FOR ADJOINING PROFILE M9554 WITH M9347 BLACK RIGHT	PAI	10
	EX-3000942510	END CAP FOR ADJOINING PROFILE M9554 WITH M9425 BLACK LEFT	SET	10
	EX-3000942500	END CAP FOR ADJOINING PROFILE M9554 WITH M9425 BLACK RIGHT	SET	10
	EX-3000966500	END CAP FOR ADJOINING PROFILE M9665 BLACK	PAIR	10
	EX-3000968500	END CAP FOR ADJOINING PROFILE M9685 BLACK	SET	10

























Image	Accessory Code	Description	MU	Min Pack
	EX-3110035603	END CAP FOR ADJOINING PROFILE S356 BLACK	SET	10
	EX-3110035803	END CAP FOR ADJOINING PROFILE S358 BLACK	SET	10
	EX-3111036003	END CAP FOR ADJOINING PROFILE S360 BLACK	SET	10
	EX-3110046003	END CAP FOR ADJOINING PROFILE S460 BLACK	PAIR	10
	EX-3000259003	END CAP FOR ADJOINING PROFILE S590 BLACK LEFT	PAIR	10
	EX-3000159003	END CAP FOR ADJOINING PROFILE S590 BLACK RIGHT	PAIR	10
	EX-3007077203	END CAP FOR ADJOINING PROFILE S590 LEFT BLACK	PCS	10
	EX-3007077103	END CAP FOR ADJOINING PROFILE S590 RIGHT BLACK	PCS	10
	EX-3114273403	END CAP FOR ADJOINING PROFILE S7074	PAIR	10
	INT-3110273413	END CAP FOR ADJOINING PROFILE S7074 BLACK LEFT	PAIR	10
	INT-3110273423	END CAP FOR ADJOINING PROFILE S7074 BLACK LEFT/RIGHT	PAIR	10
	INT-3110273403	END CAP FOR ADJOINING PROFILE S7074 BLACK RIGHT	PAIR	10
	EX-3113273403	END CAP FOR ADJOINING PROFILE S7074 LEFT	PAIR	10
	INT-3007742703	END CAP FOR ADJOINING PROFILE S77427 BLACK	PAI	10
	EX-3007765803	END CAP FOR ADJOINING PROFILE S77658 BLACK	PAIR	10



Image	Accessory Code	Description	MU	Min Pack
	INT-300775803	END CAP FOR ADJOINING PROFILE S7758 BLACK	PAI	10
	EX-3007787903	END CAP FOR ADJOINING PROFILE S77879 BLACK	PAIR	10
	INT-3007790303	END CAP FOR ADJOINING PROFILE S77903 BLACK	PAI	10
	EX-3007790403	END CAP FOR ADJOINING PROFILE S77904 BLACK	PAIR	10
	INT-3009165803	END CAP FOR ADJOINING PROFILE S91658 BLACK	PAI	10
	INT-3009187903	END CAP FOR ADJOINING PROFILE S91879 BLACK	PAI	10
	INT-3009501203	END CAP FOR ADJOINING PROFILE S95012 BLACK	PAIR	10
	INT-3009511203	END CAP FOR ADJOINING PROFILE S95012 LEFT OPENING BLACK	PAIR	10
	INT-3009521203	END CAP FOR ADJOINING PROFILE S95012 RIGHT OPENING BLACK	PAIR	10
	INT-3109504003	END CAP FOR ADJOINING PROFILE S95040 BLACK	PAIR	10
	EX-3111424503	END CAP FOR ADJOINING SLIDING PROFILE M14245 BLACK	PAIR	10
	INT-3007792403	END CAP FOR ADJOINING S77924 BLACK	PAI	10
	EX-3111235503	END CAP FOR ADJOININGPROFILE M12355 BLACK	PAIR	10
	EX-3111425403	END CAP FOR M14254 BLACK	PAIR	10
	EX-3000940403	END CAP FOR PROFILE M9404 BLACK	PAIR	10

Image	Accessory Code	Description	MU	Min Pack
	EX-3110036103	END CAP FOR SHUTTER ADJOINING PROFILE S361 BLACK	PAIR	10
	INT-3109500803	END CAP FOR S95008 , BLACK	PAIR	10
	INT-3109501003	END CAP FOR S95010 , BLACK	PAIR	10
	INT-6607078203	END CAP PAIR FOR PROFILE S70782	PAIR	10
	INT-6607078403	END CAP PAIR FOR PROFILE S70784	PAIR	10
	EX-3111250303	END CAP SET FOR RIGHT SLIDING MEETING STILE M12500 BLACK	SET	10
	INT-3007765603	END CAPS FOR MULLION S77656 LEFT	PAIR	10
	INT-3007765613	END CAPS FOR MULLION S77656 RIGHT	PAIR	10
	EX-3000930403	END COVER MEETING STILE FOR DOUBLE LEAF M9304 BLACK	PAI	10
	EX-3110920303	INTERLOCKING PROFILE END CAP M9203 BLACK	PAIR	51
	EX-3110259003	LOWER EPDM FOR ADJOINING PROFILE COVER S590	PCS	35
	INT-3113162603	SET OF END CAPS FOR CORNER TYPOLOGY OF S650	SET	
	INT-3113162003	SET OF END CAPS FOR CORNER TYPOLOGY OF S650 EMOTION	SET	

Commercial Group:

## CENTRAL SEALANT

Alumil system accessories guaranteed for perfect fitting and operation. Alumil systems are certified with Alumil accessories. All Alumil accessories are covered by the Alumil accessories guarantee.






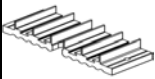


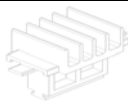
Image	Accessory Code	Description	MU	Min Pack
	EX-6601250103	CENTRAL SEAL FOR M12500 MEETING STILE	PCS	10
	INT-6604400700	CENTRAL SEAL FOR STRAIGHT CUT SASH	PAIR	10
	INT-3113167103	CENTRAL SEAL FOR S650 TPE LEFT	PAIR	1
	INT-3113167003	CENTRAL SEAL FOR S650 TPE RIGHT	PAIR	1
	EX-2401240500	CENTRAL SEAL GASKET M12000	PCS	210
	EX-2401434503	CENTRAL SEAL PAIR M14600 34.5mm	PAI	5
	EX-6600920300	CENTRAL SEAL POLYAMIDE FOR INTERLOCKING PROFILE M9203	PCS	10
	EX-6600923300	CENTRAL SEAL POLYAMIDE FOR INTERLOCKING PROFILE M9233	PCS	10
	EX-6601250000	CENTRAL SEAL SET FOR M12500 PARALLEL SLIDING	SET	10
	INT-3113066303	CENTRAL SEAL S650	SET	10

Image	Accessory Code	Description	MU	Min Pack
	EX-3110070000	CENTRAL SEAL M9000 POLYAMIDE	PCS	23
	EX-3112200000	CENTRAL SEAL M9200 POLYAMIDE	PCS	10
	EX-6601216600	CENTRAL SEAL 16,6mm ALUMINIUM	PCS	10
	EX-6601423000	CENTRAL SEAL 23mm ALUMINIUM	PCS	10
	EX-2403523003	CENTRAL SEAL 23mm S350, EPDM BLACK	PCS	1
	EX-6601425000	CENTRAL SEAL 25mm ALUMINIUM	PCS	10
	EX-2403525003	CENTRAL SEAL 25mm S350, EPDM BLACK	PCS	1
	EX-6600440200	CENTRAL SEAL 25,4mm POLYAMIDE	PCS	10
	EX-6600090300	CENTRAL SEAL 25,7mm POLYAMIDE	PCS	10
	EX-6601226600	CENTRAL SEAL 26,6mm ALUMINIUM	PCS	10
	EX-6601228700	CENTRAL SEAL 28,7mm ALUMINIUM	PCS	10
	EX-6601230500	CENTRAL SEAL 30,5mm ALUMINIUM	PCS	10
	EX-6603430000	CENTRAL SEAL 33,2mm POLYAMIDE	PAIR	10
	EX-6600034200	CENTRAL SEAL 33,2mm POLYAMIDE	PAIR	11
	EX-6601434500	CENTRAL SEAL 34,5mm ALUMINIUM	PCS	10

Image	Accessory Code	Description	MU	Min Pack
	EX-2403534503	CENTRAL SEAL 34,5mm S350, EPDM BLACK	PCS	1
	EX-6602037600	CENTRAL SEAL 37,6mm ALUMINIUM	PCS	10
	EX-6601240600	CENTRAL SEAL 40,6mm ALUMINIUM	PCS	10
	EX-6600245200	CENTRAL SEAL 41mm THERMOELASTIC	PAIR	10
	EX-6605230000	CENTRAL SEAL 51mm POLYAMIDE	PAIR	10
	EX-6601414600	CENTRAL SEALANT 14,2mm ALUMINIUM	PCS	10
	EX-2403514603	CENTRAL SEAL 14,6mm S350, EPDM BLACK	PCS	1
	INT-6600470203	LOWER CENTRAL SEAL FOR 90° CUTTING S700	SET	10
	INT-6600071203	LOWER CENTRAL SEAL 90° CUTTING LOW FRAME S700	PCS	10
	INT-6600270203	LOWER CENTRAL SEAL, S700 BLACK	SET	10
	INT-6604400600	S440 CENTRAL SEAL	PAIR	10
	INT-6600570203	UPPER CENTRAL SEAL FOR TRIPLE FRAME S700	PCS	10
	INT-6600370203	UPPER CENTRAL SEAL FOR 90° CUTTING S700	PCS	10
	INT-6600170203	UPPER CENTRAL SEAL S700	PCS	10
	INT-3110173403	UPPER FOAM FOR ADJOINING PROFILE S70734, S700	PCS	4

Commercial Group:

## DECORATIVE PLASTIC CAP

Alumil system accessories guaranteed for perfect fitting and operation. Alumil systems are certified with Alumil accessories. All Alumil accessories are covered by the Alumil accessories guarantee.


















Image	Accessory Code	Description	MU	Min Pack
	EX-3110984903	COVER FOR HANDLE 6100984900 BLACK	PCS	10
	EX-3101100003	COVER FOR $\Phi$ 11 HOLE ROUND BLACK	PCS	10
	EX-3101100002	COVER FOR $\Phi$ 11 HOLE ROUND WHITE	PCS	10
	EX-3100060000	DECORATIVE END COVER M6000 BLACK	PCS	10
	EX-3110036002	END CAP FOR ADJOINING PROFILE S360 WHITE	PCS	10
	INT-6604400403	END CAP FOR STRAIGHT CUT S440	PCS	10
	EX-3111460103	END CAP FOR WHETHERING M14600 SASHES	SET	10
	EX-3110011003	END CAP $\Phi$ 11 OVAL BLACK	PCS	100
	EX-3110011005	END CAP $\Phi$ 11 OVAL BROWN	PCS	100
	EX-3110011004	END CAP $\Phi$ 11 OVAL GREY	PCS	100

Image	Accessory Code	Description	MU	Min Pack
	EX-3110011002	END CAP $\Phi$ 11 OVAL WHITE	PCS	100
	INT-6604400103	END CAPS FOR INTERLOCKING SASH S44006	PAIR	10
	INT-3107712103	END CUP FOR ADDITIONAL PROFILE S77121	PAI	10
	EX-3100199403	HOLE COVER 11mm BLACK	PCS	10
	EX-3100199402	HOLE COVER 11mm WHITE	PCS	10
	INT-6604400903	OPENING END CAP FOR BEZAULT STRIKING PLATE	PCS	10
	EX-3107715203	PIVOT WINDOW CAP	PAI	10
	EX-3110036003	SCREW COVER FOR SLIDING SYSTEMS BLACK	PCS	10
	INT-3113065203	SET OF SASH STRAIGHT CUT CONNECTORS FOR S650	SET	10
	INT-6604400303	STRAIGHT CUT CONNECTOR FOR S440 NARROW INTERLOCKING PROFILE	PAIR	10

Commercial Group:

## END COVER FOR PULL HANDLE

Alumil system accessories guaranteed for perfect fitting and operation. Alumil systems are certified with Alumil accessories. All Alumil accessories are covered by the Alumil accessories guarantee.
















Image	Accessory Code	Description	MU	Min Pack
	EX-3111225103	END CAP DELUX HANDLE BLACK	PAIR	10
	EX-3110428100	END CAP FOR ADJOINING PROFILE M14281 BLACK	SET	39
	EX-3110428120	END CAP FOR ADJOINING PROFILE M14281 FLAT BLACK	SET	40
	EX-3110430223	END CAP FOR ADJOINING PROFILE M14302 FLAT BLACK	SET	46
	EX-3110430213	END CAP FOR ADJOINING PROFILE M14302 INSIDE BLACK	SET	44
	EX-3110430203	END CAP FOR ADJOINING PROFILE M14302 OUTSIDE BLACK	SET	42
	EX-3110430202	END CAP FOR ADJOINING PROFILE M14302 OUTSIDE WHITE	SET	41
	EX-3111210100	END CAP FOR CLUB KEEPER	PCS	10
	EX-3111430203	END CAP FOR HANDLE M14302 BLACK	PCS	10
	EX-3111430202	END CAP FOR HANDLE M14302 WHITE	PCS	10



Image	Accessory Code	Description	MU	Min Pack
	EX-3110036603	END CAP FOR HANDLE PROFILE S366 BLACK	PAIR	10
	EX-3111438703	END CAP FOR SASH M14387 BLACK	PAIR	10
	EX-3117079303	END CAPS FOR REINFORCEMENT PROFILE S70793	PAI	10

Commercial Group:




## END COVER FOR WATER DRAINAGE

Alumil system accessories guaranteed for perfect fitting and operation. Alumil systems are certified with Alumil accessories. All Alumil accessories are covered by the Alumil accessories guarantee.



Image	Accessory Code	Description	MU	Min Pack
	EX-3101111603	END CAP FOR DRAINAGE PROFILE M11116 BLACK	PCS	10
	EX-3101111624	END CAP FOR DRAINAGE PROFILE M11116 GREY	PCS	10
	EX-3101111602	END CAP FOR DRAINAGE PROFILE M11116 WHITE	PCS	10
	EX-3102122603	END CAP FOR DRAINAGE PROFILE M11226 BLACK	PAIR	10
	EX-3100931703	END CAP FOR DRAINAGE PROFILE M9317 BLACK	PCS	10
	EX-3100931724	END CAP FOR DRAINAGE PROFILE M9317 GREY	PCS	10
	EX-3100931702	END CAP FOR DRAINAGE PROFILE M9317 WHITE	PCS	10
	INT-3107728103	END CAP FOR DRAINAGE PROFILE S77281 BLACK	PAI	10
	EX-3110057403	END CAP FOT DRAINAGE PROFILE S574 BLACK	PAIR	16
	EX-3107707203	END CAPS FOR DRAINAGE PROFILE S77072	PAI	1

Image	Accessory Code	Description	MU	Min Pack
	EX-6604408803	EXTERNAL FLAP VALVE SV-E TYPE	PCS	10
	INT-3113163920	PIPE ADAPTOR D50 WATER DRAINAGE FOR S650	PCS	10
	INT-6603067203	WATER DRAINAGE RECEIVER S650	SET	10
	EX-3110261303	WATER DRAINAGE S30613 BLACK	PAIR	37
	EX-3110261302	WATER DRAINAGE S30613 WHITE	PAIR	36
	EX-3101150103	WATER EVACUATION CAP ROUND BLACK	PCS	10
	EX-3101150106	WATER EVACUATION CAP ROUND BROWN	PCS	10
	EX-3101150104	WATER EVACUATION CAP ROUND GREY	PCS	10
	EX-3101150102	WATER EVACUATION CAP ROUND WHITE	PCS	10
	EX-3110080100	WATER EVACUATION END CAP BLACK	PCS	25
	INT-3110073103	WATER EVACUATION END CAP FOR DOUBLE-TRIPLE FRAME BLACK RIGHT	PCS	10
	INT-3110173103	WATER EVACUATION END CAP FOR DOUBLE-TRIPLE FRAME LEFT	PCS	10
	EX-3110045203	WATER EVACUATION END CAP S450 BLACK	PCS	10
	EX-3110045202	WATER EVACUATION END CAP S450 WHITE	PCS	10
	EX-3100080000	WATER EVACUATION HOLE END COVER BLACK	PCS	10

Image	Accessory Code	Description	MU	Min Pack
	EX-3110002900	WATER EVACUATION RING FOR SLIDING DOORS	PCS	10
	EX-3101122600	WATER-DRIP END COVER M11226 BLACK	SET	10
	EX-3101150200	WEEP HOLE END COVER FOR 2.5mm THICKNESS	PCS	10

Commercial Group:

## HOOK PROFILE PLASTIC CAP

Alumil system accessories guaranteed for perfect fitting and operation. Alumil systems are certified with Alumil accessories. All Alumil accessories are covered by the Alumil accessories guarantee.






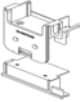






Image	Accessory Code	Description	MU	Min Pack
	EX-3111236003	ADJOINING PROFILE COVER MEETING STILE M12360 RIGHT	SET	10
	EX-3111428103	COVER SET HOOK-CONNECTOR M14281 BLACK	PCS	10
	INT-31110374103	END CAP FOR INTERLOCKING PROFILE LIFTING SLIDING POCKET TYPOLOGY BLACK LEFT	PAIR	10
	INT-31110274103	END CAP FOR INTERLOCKING PROFILE LIFTING SLIDING POCKET TYPOLOGY BLACK RIGHT	PAIR	10
	INT-6600074503	END CAP FOR ADDITIONAL PROFILE S70745 BLACK	PCS	10
	EX-31115301200	END CAP FOR INTERLOCKING M14503 BLACK LEFT	PAIR	10
	EX-3111235603	END CAP FOR INTERLOCKING PROFILE M12356 BLACK	PAIR	10
	EX-3111420303	END CAP FOR INTERLOCKING PROFILE M14203 BLACK	SET	10
	EX-3111420302	END CAP FOR INTERLOCKING PROFILE M14203 WHITE	SET	10
	EX-3111450303	END CAP FOR INTERLOCKING PROFILE M14503 BLACK	PAIR	10









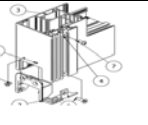






Image	Accessory Code	Description	MU	Min Pack
	EX-3112330603	END CAP FOR INTERLOCKING PROFILE M23306 BLACK	PAIR	10
	EX-3110060003	END CAP FOR INTERLOCKING PROFILE M9050, M14500 BLACK	PCS	20
	EX-3110060002	END CAP FOR INTERLOCKING PROFILE M9050, M14500 WHITE	PCS	19
	EX-3110907300	END CAP FOR INTERLOCKING PROFILE M9073 BLACK	PAIR	49
	EX-3110036203	END CAP FOR INTERLOCKING PROFILE S362 BLACK	SET	10
	EX-3110036303	END CAP FOR INTERLOCKING PROFILE S363 BLACK	SET	10
	EX-3110146203	END CAP FOR INTERLOCKING PROFILE S462 BLACK	PAIR	32
	EX-3110156803	END CAP FOR INTERLOCKING PROFILE S568	PAIR	33
	EX-3110056803	END CAP FOR INTERLOCKING PROFILE S568 BLACK	PAIR	15
	INT-3110076713	END CAP FOR INTERLOCKING PROFILE S70710 TRIPLE FRAME BLACK LEFT	PAIR	10
	INT-3110076703	END CAP FOR INTERLOCKING PROFILE S70710 TRIPLE FRAME BLACK RIGHT	PAIR	10
	EX-3111236303	END CAP FOR M12363	PAIR	10
	EX-3119003000	END CAP FOR PROFILE M9003 BLACK	PCS	10
	EX-3119000300	END CAP FOR PROFILE M903 BLACK	PAIR	10
	INT-3111470403	END CAP GASKET FOR INTERLOCKING PROFILE S70704 LEFT	PCS	10









Image	Accessory Code	Description	MU	Min Pack
	INT-3111570403	END CAP GASKET FOR INTERLOCKING PROFILE S70704 RIGHT	PCS	10
	INT-3110074103	END CAP GASKET FOR INTERLOCKING PROFILE S70741	PAIR	10
	EX-3115301300	END CAP INTERLOCKING M14503 BLACK RIGHT	PAIR	10
	EX-3110055203	END CAP PAIR FOR NARROW INTERLOCKING PROFILE S552	PAI	13
	EX-3111250003	END CAP SET FOR LEFT PARALLEL SLIDING WITH FIXED M12500 BLACK	SET	10
	EX-3111250103	END CAP SET FOR RIGHT SLIDING PARALLEL WITH FIXED M12500 BLACK	SET	10
	INT-3113166103	END CAPS FOR INTERLOCKING PROFILE S31660 LEFT	PAIR	10
	INT-3113166003	END CAPS FOR INTERLOCKING PROFILE S31660 RIGHT	PAIR	10
	INT-3113169103	END CAPS FOR INTERLOCKING PROFILE S31690 LEFT BLACK	SET	1
	INT-3113169003	END CAPS FOR INTERLOCKING PROFILE S31690 RIGHT	SET	1
	INT-3113167803	END CAPS FOR REINFORCED INTERLOCKING PROFILE S650	PAI	1
	EX-3111250903	END CAPS SET FOR INTERLOCKING PROFILE M12500 LEFT PARALLEL SLIDING SASH	SET	10
	EX-3111236013	END COVER MEETING STILE M12360 LEFT, BLACK	SET	10
	EX-3110905300	INTERLOCKING END CAP M9053 BLACK	PAIR	48
	EX-3111421400	INTERLOCKING PROFILE COVER M14214 BLACK	SET	10


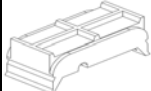




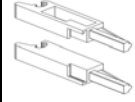


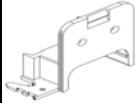




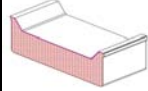
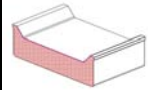


Image	Accessory Code	Description	MU	Min Pack
	EX-3110923300	INTERLOCKING PROFILE END CAP M9233 BLACK	PAIR	52
	EX-3111250803	INTERLOCKING PROFILE END CAPS SET FOR RIGHT PARALLEL SLIDING SASH M12500 BLACK	SET	10
	EX-3110870403	LOWER EPDM FOR INTERLOCKING END CAP FOR 90° CUTTING S700	PCS	47
	INT-3110470403	LOWER EPDM FOR INTERLOCKING END CAP S700	PCS	10
	INT-3110270403	LOWER PART FOR INTERLOCKING PROFILE END CAP S700	PCS	10
	EX-3110256803	LOWER RUBBER SEAL FOR S568 WEATHERING PROFILE	PCS	34
	EX-6600074100	PVC FOR INTERLOCKING S70741	MET	20
	EX-3110046203	SEALING END CAP FOR S568 WEATHERING PROFILE	PAIR	11
	INT-3113166013	SET OF INTERLOCKING PROFILE END CAPS AND CENTRAL SEALS FOR MULTITRACK S650 FRAMES RIGHT / LEFT	SET	10
	INT-3110770403	SUPPORT INTERLOCKING END CAP FOR 90° CUTTING, S700 BLACK IN	PAIR	10
	INT-3111070403	SUPPORT INTERLOCKING END CAP FOR 90° CUTTING, S700 BLACK LEFT	PAIR	10
	INT-3110670403	SUPPORT INTERLOCKING END CAP FOR 90° CUTTING, S700 BLACK OUT	PAIR	10
	INT-3111170403	SUPPORT INTERLOCKING END CAP FOR 90° CUTTING, S700 BLACK RIGHT	PAIR	10
	INT-3110370403	SUPPORT INTERLOCKING END CAP, S700 BLACK	PAIR	10
	INT-3111370403	SUPPORT INTERLOCKING END CAP 90° CUTTING LOW FRAME, S700 BLACK LEFT	PAIR	10



Image	Accessory Code	Description	MU	Min Pack
	INT-3111270403	SUPPORT INTERLOCKING END CAP 90° CUTTING LOW FRAME,S700 BLACK RIGHT	PAIR	10
	EX-3110970403	UPPER FOAM FOR INTERLOCKING PROFILE END CAP FOR 90° CUTTING S700	PCS	4
	INT-3110570403	UPPER FOAM FOR INTERLOCKING PROFILE END CAP S700	PCS	10
	INT-3110170403	UPPER PART FOR INTERLOCKING PROFILE END CAP S700	PCS	10
	EX-3110356803	UPPER RUBBER SEAL FOR S568 WEATHERING PROFILE	PCS	38

Commercial Group:



## OTHER END COVERS

Alumil system accessories guaranteed for perfect fitting and operation. Alumil systems are certified with Alumil accessories. All Alumil accessories are covered by the Alumil accessories guarantee.



Image	Accessory Code	Description	MU	Min Pack
	EX-3112330700	CLIP FASTENER FOR WOOD GLAZING BEAD M23000	PCS	10
	EX-3111421903	CONNECTOR FOR M14219 BLACK	PCS	10
	EX-3111421902	CONNECTOR FOR M14219 WHITE	PCS	10
	EX-3119204000	CONNECTOR FOR M9204 BLACK	PCS	10
	EX-3119219003	CONNECTOR FOR M9219 BLACK	PAIR	10
	EX-3119219002	CONNECTOR FOR M9219 WHITE	PAIR	10
	EX-3111428100	COVER SET HOOK-CONNECTOR M14281 BLACK	PCS	10
	EX-3110145600	ELEVATION CONTROLLING PART FOR S456	PCS	31
	EX-3110430222	END CAP FOR M14302 FLAT WHITE	SET	45
	EX-3110430212	END CAP FOR M14302 INSIDE WHITE	SET	43

Image	Accessory Code	Description	MU	Min Pack
	EX-3110090000	END CAP FOR POCKET TYPOLOGY M9000 BLACK	PCS	26
	EX-3111230303	END CAP FOR SASH M12303 BLACK	PAIR	10
	EX-3110053003	END CAP SET FOR CORNER TYPOLOGY S560	SET	12
	EX-3101100303	END CAP SET FOR DOUBLE LEAF DOOR M11000 BLACK LEFT	SET	10
	EX-6601250203	END COVER FOR INLINE STRIKE PLATE M12500	SET	10
	EX-3001538013	END COVER FOR PANIC DOOR WITH M15380 BLACK LEFT	PCS	10
	EX-3001538003	END COVER FOR PANIC DOOR WITH M15380 BLACK RIGHT	SET	10
	EX-3111427000	END COVER MEETING STILE 9252	PCS	10
	EX-3110941200	FASTENER CLIP FOR GLAZING BEADS	PCS	54
	EX-6607077300	HOLDING CLIP FOR S700 LOW FRAME BEAUTY PROFILE	PCS	10
	EX-6607077303	HOLDING CLIP FOR S700 LOW FRAME BEAUTY PROFILE BLACK	PCS	10
	EX-3111250403	SASH SLIDING SPACERS M12500	SET	10
	INT-3113168003	SASH SPACER FOR S650	SET	1
	EX-3113300200	SEALING PART FOR M9200 FOR FRAME WITH WING	PCS	10
	EX-3113300100	SEALING PART FOR M9200 FOR FRAME WITHOUT WING	PCS	10

Image	Accessory Code	Description	MU	Min Pack
	INT-3110071003	SLIDING SASH SPACER S70710	PCS	10
	EX-6603602000	STRIKE PLATE SLIDING LOCKING M900	PCS	10

Commercial Group:

## STOPPER - SHOCK ABSORBER

Alumil system accessories guaranteed for perfect fitting and operation. Alumil systems are certified with Alumil accessories. All Alumil accessories are covered by the Alumil accessories guarantee.



Image	Accessory Code	Description	MU	Min Pack
	EX-6607073703	ADJUSTABLE STOPPER S70737	PCS	10
	EX-6606252171	EXTERNAL SASH'S STOPPER RAL 9010 ALTERNATIVE	PCS	10
	INT-6604401103	PAIR OF S440 MEETING STILE SASH STOPPER	PAI	10
	EX-6501421800	SHOCK ABSORBER FOR FLYSCREENS	PCS	10
	EX-6500145000	SHOCK ABSORBER FOR LIFTING SLIDING S450	PCS	10
	EX-6500235003	SHOCK ABSORBER FOR SHUTTER SASH S364	PCS	10
	EX-6500045000	SHOCK ABSORBER FOR SLIDING S450	PCS	10
	EX-6501201200	SHOCK ABSORBER M12000	PCS	10
	EX-6501401200	SHOCK ABSORBER M14000	PCS	10
	EX-6501450000	SHOCK ABSORBER M145000	PCS	10

Image	Accessory Code	Description	MU	Min Pack
	EX-6500330000	SHOCK ABSORBER M900	PCS	10
	EX-6500301000	SHOCK ABSORBER M9200	PCS	10
	EX-6500310000	SHOCK ABSORBER No1 M9000	PCS	10
	EX-6500320000	SHOCK ABSORBER No2 M9000	PCS	10
	EX-6500335003	SHOCK ABSORBER S350 GU & BEZALT MECHANISM	PCS	10
	EX-6500035003	SHOCK ABSORBER S350 POWERLOCK MECHANISM	PCS	10
	EX-6500135003	SHOCK ABSORBER S350 WITHOUT PVC SUPPORT	PCS	10
	EX-6600059203	STOPPER FOR CORNER S560	PAI	10
	EX-6601030100	STOPPER FOR SLIDING SASH 10mm S350	PCS	10
	EX-6600010000	STOPPER FOR SLIDING SASH 10mm S450	PCS	10
	EX-6601830100	STOPPER FOR SLIDING SASH 18mm FOR 5mm GAP	PCS	10
	EX-6601830000	STOPPER FOR SLIDING SASH 18mm FOR 5mm GAP NARROW	PCS	10
	EX-6600020000	STOPPER FOR SLIDING SASH 20mm S450	PCS	10
	EX-6600022500	STOPPER FOR SLIDING SASH 22mm M9200	PCS	10
	EX-6602440100	STOPPER FOR SLIDING SASH 24mm S350	PCS	10

Image	Accessory Code	Description	MU	Min Pack
	EX-6600026800	STOPPER FOR SLIDING SASH 26,5mm M14500	PCS	10
	EX-6602830100	STOPPER FOR SLIDING SASH 28mm FOR 5mm GAP	PCS	10
	EX-6600028500	STOPPER FOR SLIDING SASH 28,5mm S450	PCS	10
	EX-6600030000	STOPPER FOR SLIDING SASH 30mm M12000	PCS	10
	EX-6600034500	STOPPER FOR SLIDING SASH 34,1mm M14000	PCS	10
	EX-6600040500	STOPPER FOR SLIDING SASH 40,5mm M12000	PCS	10
	EX-3111100000	STOPPER FOR SLIDING SYSTEMS BLACK 12x39mm	PCS	10
	EX-3111000000	STOPPER FOR SLIDING SYSTEMS BLACK 22x23mm	PCS	10
	INT-6604400503	STOPPER-SASH SPACER FOR S440	PCS	10
	EX-6507073703	UPPER STOPPER S70737	SET	10
	EX-6606252003	ΕΞΩΤΕΡΙΚΟ ΣΤΟΠΕΡ ΦΥΛΛΟΥ	PCS	10

Commercial Group:

## THRESHOLD END COVER

Alumil system accessories guaranteed for perfect fitting and operation. Alumil systems are certified with Alumil accessories. All Alumil accessories are covered by the Alumil accessories guarantee.












Image	Accessory Code	Description	MU	Min Pack
	INT-3110075603	END CAP FOR LOW FRAME S70756 BLACK	SET	10
	INT-3107768403	END CAP FOR LOW THRESHOLD FOR S77 BLACK	PAI	10
	INT-3110076203	END CAP FOR LOW TRIPLE FRAME S70762 BLACK	SET	10
	EX-3101518203	END CAP FOR MAIN ENTRANCE SASH M15000 BLACK	PAIR	10
	EX-3101507603	END CAP FOR MAIN ENTRANCE SASH M15000 BLACK OPEN OUT	PAIR	10
	EX-3101117410	END CAP FOR THRESHOLD M11174 BLACK	PCS	10
	EX-3101117400	END CAP FOR THRESHOLD M11174 FOR COPLANAR DOOR BLACK	SET	10
	EX-3101118403	END CAP FOR THRESHOLD M11184 BLACK	SET	10
	EX-3101127400	END CAP FOR THRESHOLD M11274 BLACK	SET	10
	EX-3101167401	END CAP FOR THRESHOLD M11674 BLACK	SET	10



Image	Accessory Code	Description	MU	Min Pack
	EX-3101167400	END CAP FOR THRESHOLD M11674 INSIDE BLACK	SET	10
	EX-3101167410	END CAP FOR THRESHOLD M11674 OUTSIDE BLACK	PAIR	10
	EX-3101168403	END CAP FOR THRESHOLD M11684 BLACK	PAIR	10
	EX-3101168423	END CAP FOR THRESHOLD M11684 OPENING OUTWARDS BLACK	PAIR	10
	EX-3101177400	END CAP FOR THRESHOLD M11774 OPENING INWARDS BLACK	PCS	10
	EX-3101177410	END CAP FOR THRESHOLD M11774 OPENING OUTWARDS BLACK	PCS	10
	EX-3101517200	END CAP FOR THRESHOLD M15172 BLACK	SET	10
	EX-3101519500	END CAP FOR THRESHOLD M15195 BLACK	SET	10
	EX-3101557700	END CAP FOR THRESHOLD M15557 BLACK	PAIR	10
	EX-3109504403	END CAP FOR THRESHOLD S95044 BLACK	PAIR	10
	EX-3101117200	THRESHOLD END COVER M11172 BLACK	SET	10
	EX-3101117210	THRESHOLD END COVER M11172 BLACK	PCS	10
	EX-3101172600	THRESHOLD END COVER M11726 BLACK	SET	10
	EX-3100934600	THRESHOLD END COVER M9346 BLACK	PAIR	10

# ***POLYAMIDES***

Commercial Group:

**OTHER  
PVC/POLYAMIDES**

Polyamide and UV protected PVC accessories for alumil systems. Ensuring perfect fit and smooth operation. All Alumil systems are certified with Alumil accessories.

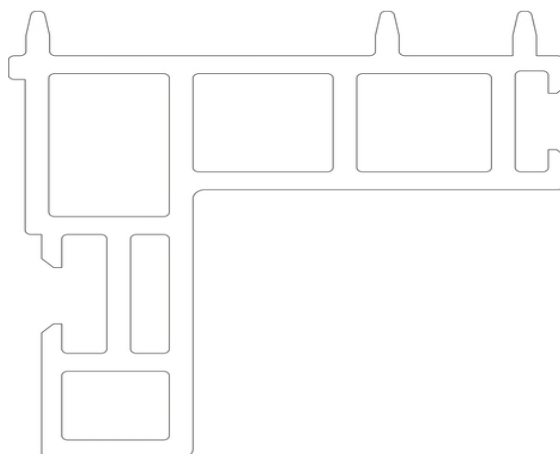






Image	Accessory Code	Description	MU	Min Pack
	EX-3121100000	PVC CORNER FOR INSTALLATION M11000	MET	30
	EX-3121150000	PVC CORNER FOR INSTALLATION M11500	MET	36
	INT-3129500103	PVC FOR FRAMES SD95	MET	6

Commercial Group:

**POLYAMIDE ROD**

Polyamide and UV protected PVC accessories for alumil systems. Ensuring perfect fit and smooth operation. All Alumil systems are certified with Alumil accessories.



Image	Accessory Code	Description	MU	Min Pack
	EX-3120015001	POLYAMIDE CONNECTION ROD 3m BAR	MET	10

Commercial Group:

## POLYAMIDES FOR GUIDES & HOOKS

Polyamide and UV protected PVC accessories for alumil systems. Ensuring perfect fit and smooth operation. All Alumil systems are certified with Alumil accessories.

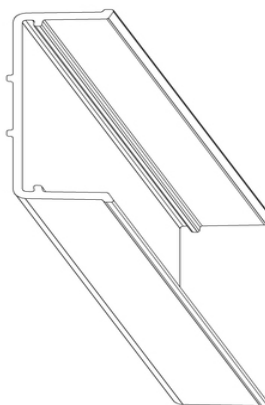



















Image	Accessory Code	Description	MU	Min Pack
	INT-3109500103	FRAME CONNECTOR FOR PVC 3129500103	PAIR	4
	EX-4700365003	GLAZING BEAD 6m FOR M20650	MET	6
	INT-6604402000	PVC COVER FOR FRAMES S440	MET	60
	EX-6600073400	PVC FOR ADJOINING PROFILE S70734	MET	2,5
	EX-6600047200	PVC FOR FRAME S474	MET	72
	EX-6602330200	PVC FOR FRAMES M23300	MET	60
	EX-6600035203	PVC FOR FRAMES S352, S374, S389, S398	MET	72
	EX-6600037803	PVC FOR FRAMES S388, S394	MET	72
	INT-6604401000	PVC FOR FRAMES S440	MET	120
	EX-6600044100	PVC FOR FRAMES S442, S444, S446	MET	72

Image	Accessory Code	Description	MU	Min Pack
	EX-6600045200	PVC FOR FRAMES S452, S476	MET	72
	INT-6600070200	PVC FOR FRAMES S700	MET	36
	EX-6601036200	PVC FOR INTERLOCKING PROFILE S362	MET	46
	EX-6600036303	PVC FOR INTERLOCKING PROFILE S363	MET	46
	INT-6604405000	PVC FOR INTERLOCKING PROFILE S44006	MET	60
	INT-6604403000	PVC FOR INTERLOCKING PROFILE S44009	MET	60
	EX-6600046200	PVC FOR INTERLOCKING PROFILE S462	MET	50
	INT-6600070400	PVC FOR INTERLOCKING PROFILE S70704	MET	15
	INT-6600071400	PVC FOR INTERLOCKING PROFILE S70714	MET	36
	INT-6604404000	PVC FOR SASH S440	MET	60

# ***POLYCARBONATES***

Commercial Group:

**EUROCARB**

Polycarbonate sheets of the highest quality, fully guaranteed for 5 years. UV protection and a full range of installation accessories.



Image	Accessory Code	Description	MU	Min Pack
	EX-7741651200	EUROCARB SHEET RDC 16x6000x2100mm 5WALL BRONZE	SQM	12,6
	EX-7741033000	EUROCARB 10X6000X2100mm 3 WALL BLUE	SQM	12,6
	EX-7741032000	EUROCARB 10X6000X2100mm 3 WALL BRONZE	SQM	12,6
	EX-7741030000	EUROCARB 10X6000X2100mm 3 WALL CLEAR	SQM	12,6
	EX-7741034000	EUROCARB 10X6000X2100mm 3 WALL GREEN	SQM	12,6
	EX-7741037000	EUROCARB 10X6000X2100mm 3 WALL GREY	SQM	12,6
	EX-7741031000	EUROCARB 10X6000X2100mm 3 WALL WHITE	SQM	12,6
	EX-7741036000	EUROCARB 10X6000X2100mm 3 TOIXOMAT REFLECTIVE	SQM	12,6
	EX-7741633000	EUROCARB 16X6000X2100mm 4 WALL BLUE	SQM	12,6
	EX-7741632000	EUROCARB 16X6000X2100mm 4 WALL BRONZE	SQM	12,6



Image	Accessory Code	Description	MU	Min Pack
	EX-7741630000	EUROCARB 16X6000X2100mm 4 WALL CLEAR	SQM	12,6
	EX-7741634000	EUROCARB 16X6000X2100mm 4 WALL GREEN	SQM	12,6
	EX-7741637000	EUROCARB 16X6000X2100mm 4 WALL GREY	SQM	12,6
	EX-7741636000	EUROCARB 16X6000X2100mm 4 WALL REFLECTIVE	SQM	12,6
	EX-7741631000	EUROCARB 16X6000X2100mm 4 WALL WHITE	SQM	12,6
	EX-7742043000	EUROCARB 20X6000X2100mm 4 WALL BLUE	SQM	12,6
	EX-7742042000	EUROCARB 20X6000X2100mm 4 WALL BRONZE	SQM	12,6
	EX-7742040000	EUROCARB 20X6000X2100mm 4 WALL CLEAR	SQM	12,6
	EX-7742044000	EUROCARB 20X6000X2100mm 4 WALL GREEN	SQM	12,6
	EX-7742041000	EUROCARB 20X6000X2100mm 4 WALL WHITE	SQM	12,6
	EX-7740423000	EUROCARB 4X6000X2100mm 2 WALL BLUE	SQM	12,6
	EX-7740422000	EUROCARB 4X6000X2100mm 2 WALL BRONZE	SQM	12,6
	EX-7740420000	EUROCARB 4X6000X2100mm 2 WALL CLEAR	SQM	12,6
	EX-7740424000	EUROCARB 4X6000X2100mm 2 WALL GREEN	SQM	12,6
	EX-7740421000	EUROCARB 4X6000X2100mm 2 WALL WHITE	SQM	12,6

<b>Image</b>	<b>Accessory Code</b>	<b>Description</b>	<b>MU</b>	<b>Min Pack</b>
	EX-7740623000	EUROCARB 6X6000X2100mm 2 WALL BLUE	SQM	12,6
	EX-7740622000	EUROCARB 6X6000X2100mm 2 WALL BRONZE	SQM	12,6
	EX-7740620000	EUROCARB 6X6000X2100mm 2 WALL CLEAR	SQM	12,6
	EX-7740624000	EUROCARB 6X6000X2100mm 2 WALL GREEN	SQM	12,6
	EX-7740621000	EUROCARB 6X6000X2100mm 2 WALL WHITE	SQM	12,6
	EX-7740833000	EUROCARB 8X6000X2100mm 3 WALL BLUE	SQM	12,6
	EX-7740832000	EUROCARB 8X6000X2100mm 3 WALL BRONZE	SQM	12,6
	EX-7740830000	EUROCARB 8X6000X2100mm 3 WALL CLEAR	SQM	12,6
	EX-7740834000	EUROCARB 8X6000X2100mm 3 WALL GREEN	SQM	12,6
	EX-7740831000	EUROCARB 8X6000X2100mm 3 WALL WHITE	SQM	12,6
	EX-7740328800	POLYBAT 10X6000X2100mm 3 WALL BRONZE	SQM	12,6
	EX-7740308800	POLYBAT 10X6000X2100mm 3 WALL CLEAR	SQM	12,6
	EX-7740318800	POLYBAT 10X6000X2100mm 3 WALL WHITE	SQM	12,6
	EX-7746228800	POLYBAT 6X6000X2100mm 2 WALL BRONZE	SQM	12,6
	EX-7746208800	POLYBAT 6X6000X2100mm 2 WALL CLEAR	SQM	12,6

Image	Accessory Code	Description	MU	Min Pack
	EX-7746218800	POLYBAT 6X6000X2100mm 2 WALL WHITE	SQM	12,6

Commercial Group:

## POLICOMP

Polycarbonate sheets of the highest quality, fully guaranteed for 5 years. UV protection and a full range of installation accessories.




Image	Accessory Code	Description	MU	Min Pack
	EX-7711062032	SOLID POLYCARBONATE SHEET 10X2050X6100 BRONZE	SQM	12,505
	EX-7711062030	SOLID POLYCARBONATE SHEET 10X2050X6100 CLEAR	SQM	12,505
	EX-7711062031	SOLID POLYCARBONATE SHEET 10X2050X6100 OPAL	SQM	12,505
	EX-7710262032	SOLID POLYCARBONATE SHEET 2X2050X6100 BRONZE	SQM	12,505
	EX-7710262030	SOLID POLYCARBONATE SHEET 2X2050X6100 CLEAR	SQM	12,505
	EX-7710262031	SOLID POLYCARBONATE SHEET 2X2050X6100 OPAL	SQM	12,505
	EX-7710362132	SOLID POLYCARBONATE SHEET 3X2050X6100 BRONZE	SQM	12,505
	EX-7710362130	SOLID POLYCARBONATE SHEET 3X2050X6100 CLEAR	SQM	12,505
	EX-7710362131	SOLID POLYCARBONATE SHEET 3X2050X6100 OPAL	SQM	12,505
	EX-7710462232	SOLID POLYCARBONATE SHEET 4X2050X6100 BRONZE	SQM	12,505










<b>Image</b>	<b>Accessory Code</b>	<b>Description</b>	<b>MU</b>	<b>Min Pack</b>
	EX-7710462230	SOLID POLYCARBONATE SHEET 4X2050X6100 CLEAR	SQM	12,505
	EX-7710462231	SOLID POLYCARBONATE SHEET 4X2050X6100 OPAL	SQM	12,505
	EX-7710562032	SOLID POLYCARBONATE SHEET 5X2050X6100 BRONZE	SQM	12,505
	EX-7710562030	SOLID POLYCARBONATE SHEET 5X2050X6100 CLEAR	SQM	12,505
	EX-7710562031	SOLID POLYCARBONATE SHEET 5X2050X6100 OPAL	SQM	12,505
	EX-7710662032	SOLID POLYCARBONATE SHEET 6X2050X6100 BRONZE	SQM	12,505
	EX-7710662030	SOLID POLYCARBONATE SHEET 6X2050X6100 CLEAR	SQM	12,505
	EX-7710662031	SOLID POLYCARBONATE SHEET 6X2050X6100 OPAL	SQM	12,505
	EX-7710862032	SOLID POLYCARBONATE SHEET 8X2050X6100 BRONZE	SQM	12,505
	EX-7710862030	SOLID POLYCARBONATE SHEET 8X2050X6100 CLEAR	SQM	12,505
	EX-7710862031	SOLID POLYCARBONATE SHEET 8X2050X6100 OPAL	SQM	12,505

Commercial Group:

## POLYCARBONATE ACCESSORIES

Polycarbonate sheets of the highest quality, fully guaranteed for 5 years. UV protection and a full range of installation accessories.



Image	Accessory Code	Description	MU	Min Pack
	EX-7716033000	ALUMINIUM SEALANT TAPE "ANTIDUST" H.60 mm (33 m)	PCS	1
	EX-7712533000	ALUMINIUM SEALANT TAPE "ANTIDUST" H25mm (33m)	PCS	1
	EX-7713833000	ALUMINIUM SEALANT TAPE "ANTIDUST" H38mm (33m)	PCS	1
	EX-7711950000	ALUMINIUM SEALANT TAPE H19mm (50m)	PCS	1
	EX-7712150000	ALUMINIUM SEALANT TAPE H25mm (50m)	PCS	1
	EX-7713850000	ALUMINIUM SEALANT TAPE H38mm (50m)	PCS	1
	EX-7716050000	ALUMINIUM SEALANT TAPE H60mm (50m)	PCS	1
	EX-7711000500	WASHER WITH GASKET FOR POLYCARBONATE 10mm	PCS	200
	EX-7711600500	WASHER WITH GASKET FOR POLYCARBONATE 16mm	PCS	200
	EX-7710600500	WASHER WITH GASKET FOR POLYCARBONATE 6mm	PCS	200

Commercial Group:

## POLYCARBONATE PROFILE

Polycarbonate sheets of the highest quality, fully guaranteed for 5 years. UV protection and a full range of installation accessories.




Image	Accessory Code	Description	MU	Min Pack
	EX-7711600430	F-SHAPE PROFILE W/ REBATE 16mm L:6m	MET	6
	EX-7710800430	F-SHAPE PROFILE W/ REBATE 8 - 10mm L:6m	MET	6
	EX-7711000230	POLYCARB PROFILE "H" 10mm CRYSTAL L:2,1m	MET	2,1
	EX-7711600230	POLYCARB PROFILE "H" 16mm CRYSTAL L:6m	MET	6
	EX-7712000230	POLYCARB PROFILE "H" 20mm CRYSTAL L:6m	MET	6
	EX-7710600230	POLYCARB PROFILE "H" 6mm CRYSTAL L:6m	MET	6
	EX-7711000130	POLYCARB PROFILE "U" 10mm CRYSTAL L:2,1m	MET	2,1
	EX-7711600130	POLYCARB PROFILE "U" 16mm CRYSTAL L:2,1m	MET	2,1
	EX-7712000130	POLYCARB PROFILE "U" 20mm CRYSTAL L:2,1m	MET	2,1
	EX-7710600130	POLYCARB PROFILE "U" 6mm CRYSTAL L:2,1m	MET	2,1

Image	Accessory Code	Description	MU	Min Pack
	EX-7711600330	U-SHAPE PROFILE W/ REBATE 16mm L:6m	MET	6
	EX-7710800330	U-SHAPE PROFILE W/ REBATE 8 - 10MM L:6m	MET	6



# ***RAILING SYSTEMS***

Commercial Group:

## ALUMINIUM RAILINGS INOX TYPE

Alumil aluminium railing system with an extensive range of solutions. High quality accessories and anodization process ensure easy installation and long lasting color quality.




Image	Accessory Code	Description	MU	Min Pack
	EX-3955013516	ADJOINING PROFILE COVER FOR HAND RAIL $\Phi$ 30 INOX	PCS	1
	EX-3955013562	ADJOINING PROFILE COVER FOR HAND RAIL $\Phi$ 30 LGT SLV	PCS	1
	EX-3953020062	ADJUSTABLE BALL CORNER FOR TUBE 30mm LGT SLV	PCS	1
	EX-3953020016	ADJUSTABLE BALL CORNER FOR TUBE 30mm INOX	PCS	1
	EX-3953040062	ADJUSTABLE BALL CORNER FOR TUBE 40mm LGT SLV	PCS	1
	EX-3953040016	ADJUSTABLE BALL CORNER FOR TUBE 40mm INOX	PCS	1
	EX-3955020262	ADJUSTABLE BALL CORNER FOR TUBE 50mm LGT SLV	PCS	1
	EX-3955020216	ADJUSTABLE BALL CORNER FOR TUBE 50mm INOX	PCS	1
	EX-3955035916	ADJUSTABLE CONNECTOR FOR 30mm TO 40mm FOR VERTICAL	PCS	1
	EX-3955001062	ADJUSTABLE CONNECTOR FROM 40mm TO 50mm LGT SLV	PCS	1
















Image	Accessory Code	Description	MU	Min Pack
	EX-3955001016	ADJUSTABLE CONNECTOR FROM 40mm TO 50mm INOX	PCS	1
	EX-3955052062	ADJUSTABLE CONNECTOR FROM 50mm TO 50mm LGT SLV	PCS	1
	EX-3955052016	ADJUSTABLE CONNECTOR FROM 50mm TO 50mm NOX	PCS	1
	EX-3955035316	ADJUSTABLE CONNECTOR OF GLASS PROFILE TO 40MM INOX	PCS	1
	EX-3955035362	ADJUSTABLE CONNECTOR OF GLASS PROFILE TO 40MM LS	PCS	1
	EX-3955022262	ADJUSTABLE CORNER FOR SAFETY BAR 16mm LGT SLV	PCS	1
	EX-3955022216	ADJUSTABLE CORNER FOR SAFETY BAR 16mm INOX	PCS	1
	EX-3955025216	ADJUSTABLE GLASS SUP ROUND INOX	PCS	1
	EX-3955025262	ADJUSTABLE GLASS SUP ROUND LGT SLV	PCS	1
	EX-3958025216	ADJUSTABLE GLASSUPPORT SQUARE INOX	PCS	1
	EX-3958025262	ADJUSTABLE GLASSUPPORT SQUARE LGT SLV	PCS	1
	EX-3958001062	ADJUSTABLE HANDRAIL CONNECTOR - LGT SLV	PCS	1
	EX-3958001016	ADJUSTABLE HANDRAIL CONNECTOR - INOX	PCS	1
	EX-3958020262	ADJUSTABLE HANDRAIL CONNECTOR LGT SLV	PCS	1
	EX-3958020216	ADJUSTABLE HANDRAIL CONNECTOR INOX	PCS	1

Image	Accessory Code	Description	MU	Min Pack
	EX-3958020362	ADJUSTABLE HANDRAIL CORNER (RIGHT/LEFT) LGT SLV	PCS	1
	EX-3958020316	ADJUSTABLE HANDRAIL CORNER (RIGHT/LEFT) INOX	PCS	1
	EX-3958020462	ADJUSTABLE HANDRAIL CORNER (UP/DOWN) LGT SLV	PCS	1
	EX-3958020416	ADJUSTABLE HANDRAIL CORNER (UP/DOWN) INOX	PCS	1
	EX-3955011462	ADJUSTABLE HOLDER FOR 16mm BAR AND COLUMN LGT SLV	PCS	1
	EX-3955011416	ADJUSTABLE HOLDER FOR 16mm BAR AND COLUMN INOX	PCS	1
	EX-3955008162	ADJUSTABLE WALL CONNECTION FOR 50mm TUBE LGT SLV	PCS	1
	EX-3955008116	ADJUSTABLE WALL CONNECTION FOR 50mm TUBE INOX	PCS	1
	EX-3958022262	ADJUSTABLE 17x17mm SAFETY BAR CORNER LGT SLV	PCS	1
	EX-3958022216	ADJUSTABLE 17x17mm SAFETY BAR CORNER INOX	PCS	1
	EX-3955036316	ALUMINIUM ANCHORAGE FOR COLUMN 40MM - TYPE 1 INOX	PCS	1
	EX-3955036362	ALUMINIUM ANCHORAGE FOR COLUMN 40MM - TYPE 1 LS	PCS	1
	EX-3955036516	ALUMINIUM ANCHORAGE FOR COLUMN 40MM - TYPE 2 INOX	PCS	1
	EX-3955036562	ALUMINIUM ANCHORAGE FOR COLUMN 40MM - TYPE 2 LS	PCS	1
	EX-3955058216	ALUMINIUM CONNECTOR FOR 16MM BAR TO 40MM INOX	PCS	1

Image	Accessory Code	Description	MU	Min Pack
	EX-3955058262	ALUMINIUM CONNECTOR FOR 16MM BAR TO 40MM LGT SLV	PCS	1
	EX-3955002062	ANCHORAGE FLANGE FOR FLOOR ANCHORAGE LGT SLV	PCS	1
	EX-3955002016	ANCHORAGE FLANGE FOR FLOOR ANCHORAGE INOX	PCS	1
	EX-3955002162	ANCHORAGE FLANGE FOR NON CHANNEL COLUMN LGT SLV	PCS	1
	EX-3955002116	ANCHORAGE FLANGE FOR NON CHANNEL COLUMN INOX	PCS	1
	EX-3958000116	BOTOOM HANDRAIL BOTTOM PROFILE INOX	MET	6
	EX-3958035162	BOTTOM CAP FOR CARRIER PROFILE VERTICAL LGT SLV	PCS	1
	EX-3958035116	BOTTOM CAP FOR CARRIER PROFILE VERTICAL INOX	PCS	1
	EX-3958000162	BOTTOM HANDRAIL BOTTOM PROFILE LGT SLV	MET	6
	EX-3958004162	CAP FOR CARRIER PROFILE LGT SLV	MET	6
	EX-3958004116	CAP FOR CARRIER PROFILE INOX	MET	6
	EX-3958004062	CAP FOR COLUMN PROFILE LGT SLV	MET	6
	EX-3958004016	CAP FOR COLUMN PROFILE INOX	MET	6
	EX-3955012062	CAP FOR HEAVY SAFETY BAR 16mm LGT SLV	PCS	1
	EX-3955012016	CAP FOR HEAVY SAFETY BAR 16mm INOX	PCS	1




Image	Accessory Code	Description	MU	Min Pack
	EX-3955012162	CAP FOR LIGHT SAFETY BAR 16mm LGT SLV	PCS	1
	EX-3955012116	CAP FOR LIGHT SAFETY BAR 16mm INOX	PCS	10
	EX-3958005362	CARRIER PROFILE FOR VERTICAL SAFETY BARS LGT SLV	MET	6
	EX-3958005316	CARRIER PROFILE FOR VERTICAL SAFETY BARS INOX	MET	6
	EX-3958037500	CHOCK FOR COLUMN PROFILE 80x80mm	PCS	1
	EX-3958021100	CHOCK FOR HANDRAIL PROFILE	PCS	1
	EX-3958039062	COLUMN AND HANDRAIL CONNECTOR - STABLE LGT SLV	PCS	1
	EX-3958039016	COLUMN AND HANDRAIL CONNECTOR - STABLE INOX	PCS	1
	EX-3958005262	COLUMN PROFILE 80m80mm LGT SLV	MET	6
	EX-3958005216	COLUMN PROFILE 80m80mm INOX	MET	6
	EX-3955005262	COLUMN 40 mm WITHOUT CHANNEL LGT SLV	MET	6
	EX-3955005216	COLUMN 40 mm WITHOUT CHANNEL INOX	MET	6
	EX-3955005316	COLUMN 40mm WITH ONE CHANNEL INOX	MET	6
	EX-3958005062	COLUMN 40x50mm LGT SLV	MET	6
	EX-3958005016	COLUMN 40x50mm INOX	MET	6
















Image	Accessory Code	Description	MU	Min Pack
	EX-3955039316	CONNECTOR FOR COLUMN 40MM TO HANDRAIL 50MM INOX	PCS	1
	EX-3955039362	CONNECTOR FOR COLUMN 40MM TO HANDRAIL 50MM LGT SLV	PCS	1
	EX-3955035162	CONNECTOR FOR 26mm GLASS PROFILE TO 40mm LGT SLV	PCS	1
	EX-3955035116	CONNECTOR FOR 26mm GLASS PROFILE TO 40mm INOX	PCS	1
	EX-3955035216	CONNECTOR FROM 16mm BAR TO 50mm PROFILE INOX	PCS	1
	EX-3955035062	CONNECTOR FROM 30mm TO 40mm VERTICAL BARS LGT SLV	PCS	1
	EX-3955035016	CONNECTOR FROM 30mm TO 40mm VERTICAL BARS INOX	PCS	1
	EX-3955035262	CONNECTOR FROM 16mm TO 50mm PROFILE LGT SLV	PCS	1
	EX-3955058162	CONNECTORS FROM 16mm TO 30mm VERTICAL BARS LGT LV	PCS	1
	EX-3955058116	CONNECTORS FROM 16mm TO 30mm VERTICAL BARS INOX	PCS	1
	EX-3955036116	COVER FOR CONNECTOR 3955036016/3955036216 INOX	PCS	1
	EX-3955036162	COVER FOR CONNECTOR 3955036062 LGT SLV	PCS	1
	EX-3955037116	COVER FOR CONNECTOR 3955037016/3955037216 INOX	PCS	1
	EX-3955037162	COVER FOR CONNECTOR 3955037062 LGT SLV	PCS	1
	EX-3955022362	COVER FOR SAFETY BAR 16mm CONNECTION LGT SLV	PCS	1

Image	Accessory Code	Description	MU	Min Pack
	EX-3955022316	COVER FOR SAFETY BAR 16mm CONNECTION INOX	PCS	1
	EX-3955062016	COVERING CAP FOR COLUMN-HANDRAIL CONNECTOR INOX	PCS	1
	EX-3955062062	COVERING CAP FOR COLUMN-HANDRAIL CONNECTOR LGT SLV	PCS	1
	EX-3955020862	DECOR CORNER 90G FOR TUBES $\Phi$ 50 MM SILVER LIGHT	PCS	1
	EX-3955051662	DECORATIVE CAP FOR BAR 16mm LGT SLV	PCS	1
	EX-3955051616	DECORATIVE CAP FOR BAR 16mm INOX	PCS	1
	EX-3958051562	DECORATIVE CAP FOR COLUMN PROFILE 80x80mm LGT SLV	PCS	1
	EX-3958051516	DECORATIVE CAP FOR COLUMN PROFILE 80x80mm INOX	PCS	1
	EX-3955051462	DECORATIVE CAP FOR COLUMN 40mm LGT SLV	PCS	1
	EX-3955051416	DECORATIVE CAP FOR COLUMN 40mm INOX	PCS	1
	EX-3955051562	DECORATIVE CAP FOR TUBE 50mm LGT SLV	PCS	1
	EX-3955051516	DECORATIVE CAP FOR TUBE 50mm INOX	PCS	1
	EX-3955020816	DECORATIVE CORNER 90GRADE FOR TUBES $\Phi$ 50 MM INOX	PCS	1
	EX-3955015162	DOUBLE GLASS SPIDER SUPPORT LGT SLV	PCS	1
	EX-3955015116	DOUBLE GLASS SPIDER SUPPORT INOX	PCS	1

















Image	Accessory Code	Description	MU	Min Pack
	EX-3955015062	DOUBLE GLASS SUPPORT 11mm GAP LGT SLV	PCS	1
	EX-3955015016	DOUBLE GLASS SUPPORT 11mm GAP INOX	PCS	1
	EX-3955011516	DOUBLE SAFETY BAR CONNECTOR FOR 16MM TO 16MM INOX	PCS	1
	EX-3955011562	DOUBLE SAFETY BAR CONNECTOR FOR 16MM TO 16MM LS	PCS	1
	EX-3958012062	ENDCAP FOR 17x17mm SAFETY BAR LGT SLV	PCS	1
	EX-3958012016	ENDCAP FOR 17x17mm SAFETY BAR INOX	PCS	1
	EX-3955017416	EXTERNAL CONNECTOR HANDRAIL 50MM TO 40MM INOX	PCS	1
	EX-3955017462	EXTERNAL CONNECTOR HANDRAIL 50MM TO 40MM LGT SLV	PCS	1
	EX-3958020062	EXTERNAL HANDRAIL CONNECTOR 90 LGT SLV	PCS	1
	EX-3958020016	EXTERNAL HANDRAIL CONNECTOR 90 INOX	PCS	1
	EX-3955016062	FINISH GLASS SUPPORT 11mm GAP LGT SLV	PCS	1
	EX-3955016016	FINISH GLASS SUPPORT 11mm GAP INOX	PCS	1
	EX-3955012362	FLAT CAP FOR HEAVY SAFETY BAR 16mm LGT SLV	PCS	1
	EX-3955012316	FLAT CAP FOR HEAVY SAFETY BAR 16mm INOX	PCS	1
	EX-3953000262	GLASS CARRIER PROFILE 26mm LGT SLV	MET	6











Image	Accessory Code	Description	MU	Min Pack
	EX-3953000216	GLASS CARRIER PROFILE 26mm INOX	MET	6
	EX-3955014062	GLASS HOLDER FOR COLUMN 40X50mm LGT SLV	PCS	1
	EX-3955014016	GLASS HOLDER FOR COLUMN 40X50mm INOX	PCS	1
	EX-3955010000	GLASS STOPPER FOR 39550150/ 39550160/ 39550140	PCS	100
	EX-3955010200	GLASS STOPPER FOR 39550250/ 39550260/ 39550251	PCS	1
	EX-3955010100	GLASS STOPPER FOR 39550261	PCS	10
	EX-3955026062	GLASS SUPPORT WITH GASKET 12mm GAP LGT SLV	PCS	1
	EX-3955026016	GLASS SUPPORT WITH GASKET 12mm GAP INOX	PCS	1
	EX-3955017616	GLASS 16mm AND WALL CONNECTOR ADJUSTABLE 30-45mm INOX	PCS	1
	EX-3958002062	GROUND FLANGE FOR COLUMN 40x50mm LGT SLV	PCS	1
	EX-3958002016	GROUND FLANGE FOR COLUMN 40x50mm INOX	PCS	1
	EX-3958002162	GROUND FLANGE FOR PROFILE 80x80 mm LGT SLV	PCS	1
	EX-3958002116	GROUND FLANGE FOR PROFILE 80x80mm INOX	PCS	1
	EX-3955021216	HANDRAIL CONNECTOR WITH CLAMPING MECHANISM INOX	PCS	1
	EX-3955021262	HANDRAIL CONNECTOR WITH CLAMPING MECHANISM LGT SLV	PCS	1












Image	Accessory Code	Description	MU	Min Pack
	EX-3955000162	HANDRAIL TUBE 50mm WIDTH 2mm LGT SLV	MET	3
	EX-3955000116	HANDRAIL TUBE 50mm WIDTH 2mm INOX	MET	6
	EX-3955006062	HEAVY SAFETY BAR 16mm LGT SLV	MET	5
	EX-3955006016	HEAVY SAFETY BAR 16mm INOX	MET	5
	EX-3955061062	HINGE FOR DOORS LGT SLV	PCS	1
	EX-3955061016	HINGE FOR DOORS INOX	PCS	1
	EX-3955011062	HOLDER FOR SAFETY BAR AND COLUMN - TYPE 1 LGT SLV	PCS	1
	EX-3955011016	HOLDER FOR SAFETY BAR AND COLUMN - TYPE 1 INOX	PCS	1
	EX-3955011162	HOLDER FOR SAFETY BAR AND COLUMN - TYPE 2 LGT SLV	PCS	1
	EX-3955011116	HOLDER FOR SAFETY BAR AND COLUMN - TYPE 2 INOX	PCS	1
	EX-3958011062	HOLDER FOR 17x17mm SAFETY BAR LGT SLV	PCS	1
	EX-3958011016	HOLDER FOR 17x17mm SAFETY BAR INOX	PCS	1
	EX-3958022362	HORIZONTAL CONNECTOR FOR BAR 17x17mm LGT SLV	PCS	1
	EX-3958022316	HORIZONTAL CONNECTOR FOR SAFETY BAR 17x17mm INOX	PCS	1
	EX-3955013062	INTERNAL CAP FOR COLUMN 40 mm LGT SLV	PCS	1

Image	Accessory Code	Description	MU	Min Pack
	EX-3955013016	INTERNAL CAP FOR COLUMN 40 mm INOX	PCS	1
	EX-3955009262	INTERNAL CAP FOR 50mm TUBE 2mm WIDTH LGT SLV	PCS	1
	EX-3955009216	INTERNAL CAP FOR 50mm TUBE 2mm WIDTH INOX	PCS	1
	EX-3955021100	INTERNAL CONNECTOR OF TUBE 50mm	PCS	1
	EX-3958009062	INTERNAL END CAP FOR HANDRAIL PROFILE LGT SLV	PCS	1
	EX-3958009016	INTERNAL END CAP FOR HANDRAIL PROFILE INOX	PCS	1
	EX-3955036416	LARGE FLANGE WITH ANCHORAGE FOR COLUMN 40MM INOX	PCS	1
	EX-3955036462	LARGE FLANGE WITH ANCHORAGE FOR COLUMN 40MM LS	PCS	1
	EX-3951515062	LIGHT SAFETY BAR 16mm LGT SLV	MET	6
	EX-3951515016	LIGHT SAFETY BAR 16mm INOX	MET	6
	EX-3955021316	LINEAR HANDRAIL CONNECTOR WITH CHOCK INOX	PCS	1
	EX-3955021362	LINEAR HANDRAIL CONNECTOR WITH CHOCK LGT SLV	PCS	1
	EX-3955060062	LOCK FOR RAILING GATE LGT SLV	PCS	1
	EX-3955060016	LOCK FOR RAILING GATE INOX	PCS	1
	EX-3955007162	LONG CONNECTION COVER FOR TUBE 50mm LGT SLV	PCS	1












Image	Accessory Code	Description	MU	Min Pack
	EX-3955007116	LONG CONNECTION COVER FOR TUBE 50mm INOX	PCS	1
	EX-3955005162	REINFORCED COLUMN 40mm LGT SLV	MET	3
	EX-3955005116	REINFORCED COLUMN 40mm INOX	MET	3
	EX-3958011162	ROUND HOLDER FOR 17x17mm SAFETY BAR LGT SLV	PCS	1
	EX-3958011116	ROUND HOLDER FOR 17x17mm SAFETY BAR INOX	PCS	1
	EX-3958006062	SAFETY BAR 17x17mm LGT SLV	MET	6
	EX-3958006016	SAFETY BAR 17x17mm INOX	MET	6
	EX-3955007062	SHORT CONNECTION COVER FOR TUBE 50mm LGT SLV	PCS	1
	EX-3955007016	SHORT CONNECTION COVER FOR TUBE 50mm NOX	PCS	1
	EX-3955039062	SHORT CONNECTOR FROM 40mm TO 50mm LGT SLV	PCS	1
	EX-3955039016	SHORT CONNECTOR FROM 40mm TO 50mm INOX	PCS	1
	EX-3958007062	SHORT COVER FOR HANDRAIL LGT SLV	PCS	1
	EX-3958007016	SHORT COVER FOR HANDRAIL INOX	PCS	1
	EX-3958031216	SIDE COLUMN ANCHORAGE 15CM COL INOX	PCS	1
	EX-3958031262	SIDE COLUMN ANCHORAGE 15CM COL LGT SLV	PCS	1
















Image	Accessory Code	Description	MU	Min Pack
	EX-3955031162	SIDE VERTICAL ANCHORAGE FOR COLUMN LGT SLV	SET	1
	EX-3955031116	SIDE VERTICAL ANCHORAGE FOR COLUMN INOX	SET	1
	EX-3955031216	SIDE VERTICAL ANCHORAGE FOR COLUMN 15CM INOX	PCS	1
	EX-3955031262	SIDE VERTICAL ANCHORAGE FOR COLUMN 15CM LGT SLV	PCS	1
	EX-3955016162	SINGLE GLASS SPIDER SUPPORT LGT SLV	PCS	1
	EX-3955016116	SINGLE GLASS SPIDER SUPPORT INOX	PCS	1
	EX-3955026162	SINGLE GLASS SUPPORT 12mm GAP LGT SLV	PCS	1
	EX-3955026116	SINGLE GLASS SUPPORT 12mm GAP NOX	PCS	1
	EX-3955015216	SPIDER CONNECTOR FOR 16MM BAR WITH GLASS INOX	PCS	1
	EX-3955015262	SPIDER CONNECTOR FOR 16MM BAR WITH GLASS LGT SLV	PCS	1
	EX-3955039162	STABLE CONNECTOR FROM 40mm TO 50mm LGT SLV	PCS	1
	EX-3955039116	STABLE CONNECTOR FROM 40mm TO 50mm INOX	PCS	1
	EX-3955038162	STABLE CONNECTOR FROM 50mm TO 50mm LIGHT LGT SLV	PCS	1
	EX-3955038116	STABLE CONNECTOR FROM 50mm TO 50mm LIGHT INOX	PCS	1
	EX-3958035062	TOP CAP FOR CARRIER PROFILE FOR VERTICAL LGT SLV	PCS	1







Image	Accessory Code	Description	MU	Min Pack
	EX-3958035016	TOP CAP FOR CARRIER PROFILE FOR VERTICAL INOX	PCS	1
	EX-3955164062	TRIPLE HOLDER FOR BARS 16mm LGT SLV	PCS	1
	EX-3955164016	TRIPLE HOLDER FOR BARS 16mm INOX	PCS	1
	EX-3953000162	TUBE 30mm FOR VERTICAL BARS LGT SLV	MET	6
	EX-3953000116	TUBE 30mm FOR VERTICAL BARS INOX	MET	6
	EX-3955000262	TUBE 40mm LGT SLV	MET	6
	EX-3955000216	TUBE 40mm INOX	MET	6
	EX-3958000062	UPPER HANDRAIL PROFILE LGT SLV	MET	6
	EX-3958000016	UPPER HANDRAIL PROFILE INOX	MET	6
	EX-3955003000	VERTICAL ANCHORAGE FOR COLUMN 40mm LENGTH 240mm	PCS	1
	EX-3955004062	VERTICAL COVER FOR 40mm COLUMN LGT SLV	MET	5
	EX-3955004016	VERTICAL COVER FOR 40mm COLUMN INOX	MET	6
	EX-3955037062	WALL AND GROUND CONNECTION OF 50mm TUBE LGT SLV	PCS	1
	EX-3955037016	WALL AND GROUND CONNECTION OF 50mm TUBE INOX	PCS	1
	EX-3955059216	WALL CONNECTION FOR HANDRAIL 50MM INOX	PCS	1

Image	Accessory Code	Description	MU	Min Pack
	EX-3955059062	WALL CONNECTION FOR HANDRAIL 50mm LGT SLV	PCS	1
	EX-3955059016	WALL CONNECTION FOR HANDRAIL 50mm INOX	PCS	1
	EX-3955008062	WALL CONNECTION FOR 50mm TUBE LGT SLV	PCS	1
	EX-3955008016	WALL CONNECTION FOR 50mm TUBE INOX	PCS	1
	EX-3955040062	WALL CONNECTION OF 16mm SAFETY BAR LGT SLV	PCS	1
	EX-3955040016	WALL CONNECTION OF 16mm SAFETY BAR INOX	PCS	1
	EX-3955032116	WALL CONNECTION OF 50MM TUBE (ELEGANT) INOX	PCS	1
	EX-3955019062	WALL CONNECTION OF 50mm TUBE LGT SLV	PCS	1
	EX-3955032062	WALL CONNECTION OF 50mm TUBE (LUX) LGT SLV	PCS	1
	EX-3955032016	WALL CONNECTION OF 50mm TUBE (LUX) INOX	PCS	1
	EX-3955019016	WALL CONNECTION OF 50mm TUBE INOX	PCS	1
	EX-3958008062	WALL CONNECTION WITH SCREW LGT SLV	PCS	1
	EX-3958008016	WALL CONNECTION WITH SCREW INOX	PCS	1
	EX-3955037216	WALL/ GROUND FLANGE FOR 50mm TUBE 55mm HIGH INOX	PCS	1
	EX-3955036062	WALL/GROUND CONNECTION OF 40mm COLUMN LGT SLV	PCS	1




















Image	Accessory Code	Description	MU	Min Pack
	EX-3955036016	WALL/GROUND CONNECTION OF 40mm COLUMN INOX	PCS	1
	EX-3955036216	WALL/GROUND FLANGE FOR 40mm COLUMN 55mm HIGH INOX	PCS	1
	EX-3955017262	16mm GLASS AND WALL CONNECTOR LGT SLV	PCS	1
	EX-3955017216	16mm GLASS AND WALL CONNECTOR INOX	PCS	1
	EX-3955017316	16MM GLASS AND 50MM HANDRAIL CONNECTOR INOX	PCS	1
	EX-3955017362	16MM GLASS AND 50MM HANDRAIL CONNECTOR LGT SLV	PCS	1
	EX-3955020562	3POINT CONNECTOR FROM 40mm TO 50mm TUBE LGT SLV	PCS	1
	EX-3955020516	3POINT CONNECTOR FROM 40mm TO 50mm TUBE INOX	PCS	1
	EX-3955022062	45 CORNER FOR SAFETY BAR 16mm LGT SLV	PCS	1
	EX-3955022016	45 CORNER FOR SAFETY BAR 16mm INOX	PCS	1
	EX-3955020762	45 CORNER FOR TUBE 50mm EMBODIED FLANGE LGT SLV	PCS	1
	EX-3955020716	45 CORNER FOR TUBE 50mm EMBODIED FLANGE INOX	PCS	1
	EX-3955022162	90 CORNER FOR SAFETY BAR 16mm LGT SLV	PCS	1
	EX-3955022116	90 CORNER FOR SAFETY BAR 16mm INOX	PCS	1
	EX-3955020662	90 CORNER FOR TUBE 50mm EMBODIED FLANGE LGT SLV	SET	1

Image	Accessory Code	Description	MU	Min Pack
	EX-3955020616	90 CORNER FOR TUBE 50mm EMBODIED FLANGE INOX	SET	1
	EX-3955020362	90 CORNER FOR TUBE 50mm LGT SLV	PCS	1
	EX-3955020316	90 CORNER FOR TUBE 50mm INOX	PCS	1

Commercial Group:

## RAILS M8200

Alumil glass railing system for unobstructed views. Easy installation of continuous profile ensuring a robust construction and perfect alignment.

















Image	Accessory Code	Description	MU	Min Pack
	EX-8305820200	ANCHOR FOR SIDE-MOUNTED M8200	PCS	10
	EX-8301821900	BASEMENT COVER CAP FOR M8209 RAILING	SET	1
	EX-8301821000	END COVER M8200 ALUMINIUM	PCS	10
	EX-8301820000	END COVER M8200 INOX	PCS	10
	EX-8300821100	END COVER M8201 ALUMINIUM	PCS	10
	EX-8300820100	END COVER M8201 INOX	PCS	10
	EX-8301821500	END COVER M8205 ALUMINIUM	PCS	10
	EX-8301820500	END COVER M8205 INOX	PCS	10
	EX-8301821700	END COVER SET FOR M8207 ALUMINIUM	SET	10
	EX-8301820700	END COVER SET FOR M8207 INOX	SET	10

Image	Accessory Code	Description	MU	Min Pack
	EX-2000820003	GLAZING GASKET M8200 10+10mm	MET	75
	EX-8300000103	GLAZING WEDGE M8200 "U" SHAPE 10+10mm	PCS	10
	EX-8300000502	GLAZING WEDGE M8200 5mm WHITE	PCS	10
	EX-2000820103	HANDRAIL GASKET EPDM M8200 10+10mm	MET	30
	EX-8305212203	HIGH PERFORMANCE ANCHOR M8x120	PCS	10
	EX-8305212200	HIGH PERFORMANCE ANCHOR M8x80	PCS	10
	EX-8306090103	PLASTIC SPACER FOR M8200 90x60x1,2 FOR SINGLE MEMBRANE GLASS WHITE	PCS	50
	EX-8306090203	PLASTIC SPACER M8200 60x60x2 FOR GLASS 5+5 WHITE	PCS	50
	EX-8301821200	SET END COVER M8200 ALUMINIUM	PCS	10
	EX-8301820200	SET END COVER M8202 INOX	PCS	10
	EX-8301820900	STAINLESS STEEL BASEMENT COVER CAP FOR M8209 RAILING	SET	1


# ***ROLLER SHUTTER ACCESSORIES***

Commercial Group:

## BELT COILERS

Alumil rolling shutter accessories of the highest quality. Designed as a system to provide privacy and security for any door or window.



Image	Accessory Code	Description	MU	Min Pack
	EX-7650601503	SWIVELLING ALU-LUX BLACK COILER WITH BLACK BELT 6m	PCS	10
	EX-7650601506	SWIVELLING ALU-LUX BROWN COILER WITH BROWN BELT 6m	PCS	10
	EX-7650601502	SWIVELLING ALU-LUX WHITE COILER WITH GREY BELT 6m	PCS	10

Commercial Group:

## CRANKS

Alumil rolling shutter accessories of the highest quality. Designed as a system to provide privacy and security for any door or window.



Image	Accessory Code	Description	MU	Min Pack
	EX-7650804600	ADAPTOR RING 40mm TO 60mm	PCS	10
	EX-7650810200	ADJUSTABLE DOUBLE PLASTIC CAP 60mm BEARING 42mm	PCS	10
	EX-7650430300	ADJUSTABLE JOINT WITH PIN 8mm	PCS	1
	EX-7650810100	DOUBLE PLASTIC CAP 60mm WITH BEARING 42mm	PCS	10
	EX-7650411100	GEAR "Miura S" WITH END STROKE & PLASTIC CASE 11:1 30Kg	PCS	1
	EX-7650405100	GEAR "Miura S" WITH END STROKE & PLASTIC CASE 5:1 15Kg	PCS	1
	EX-7650408100	GEAR "Miura S" WITH END STROKE & PLASTIC CASE 8:1 20Kg	PCS	1
	EX-7650403100	GEAR "Miura Z" WITH END STROKE & ZAMA CASE	PCS	1
	EX-7650430003	HANDCRANK WITH ADJUSTABLE JOINT BLACK L:1.50m	PCS	1
	EX-7650430002	HANDCRANK WITH ADJUSTABLE JOINT WHITE L:1.50m	PCS	1

Image	Accessory Code	Description	MU	Min Pack
	EX-7650430203	HANDCRANK WITH "BELL" L:1.50m BLACK	PCS	1
	EX-7650430202	HANDCRANK WITH "BELL" L:1.50m WHITE	PCS	1
	EX-7650430403	HANDCRANK WITH STABLE JOINT 8mm L:1.5m BLACK	PCS	1
	EX-7650430402	HANDCRANK WITH STABLE JOINT 8mm L:1.5m WHITE	PCS	1
	EX-7650420003	HANDCRANK/WALL CONNECTOR BLACK	PCS	1
	EX-7650801200	METAL CAP FOR 40mm REEL & GEAR WITH SQ HOLE13mm	PCS	10
	EX-7650801400	METAL CAP FOR 60mm REEL & GEAR WITH SQ HOLE13mm	PCS	10
	EX-7650800200	PLASTIC CAP FOR 40mm REEL SQUARE HOLE 13mm	PCS	10
	EX-7650800100	PLASTIC CAP FOR 40mm REEL WITH CLIP	PCS	10
	EX-7650800300	PLASTIC CAP FOR 60mm REEL	PCS	10
	EX-7650800400	PLASTIC CAP FOR 60mm REEL SQUARE HOLE 13mm	PCS	10
	EX-7650810000	PLASTIC CAP 60mm WITH STEEL SPINDLE 12mm	PCS	10
	EX-7650400000	SPINDLE FOR GEAR BOX 7650403100	PCS	1









Commercial Group:

## ROLLING SHUTTERS LATCHES - STOPPERS

Alumil rolling shutter accessories of the highest quality. Designed as a system to provide privacy and security for any door or window.



Image	Accessory Code	Description	MU	Min Pack
	INT-6600074900	CONCEALED SASH LOCK FOR LOW FRAME S700	SET	10
	EX-7650040000	SAFETY PIN FOR TERMINAL PROFILE	PCS	10
	EX-7650040100	SAFETY PIN FOR TERMINAL PROFILE WITH SCREW	PCS	10
	EX-7650101206	STOPPER WITH SCREW L:40mm BROWN	PCS	10
	EX-7650101209	STOPPER WITH SCREW L:40mm GREY	PCS	10
	EX-7650101202	STOPPER WITH SCREW L:40mm WHITE	PCS	10

Commercial Group:

## ROLLING SHUTTERS OTHERS

Alumil rolling shutter accessories of the highest quality. Designed as a system to provide privacy and security for any door or window.












Image	Accessory Code	Description	MU	Min Pack
	EX-7650810400	BRACKET FOR REEL RING 60mm	PCS	10
	EX-7651360903	CONNECTOR FOR S700 FRAME WITH S13600 BOX	PCS	1
	EX-7666000600	HANDLING ACCESSORIES SET FOR M13500 FLYSCREEN	PCS	10
	EX-7650003500	INSULATION PROFILE M13800 50x45 1,25m/bar	PCS	10
	EX-7651385020	INSULATION PROFILE M13800 50x45 1.25m/bar	PCS	10
	EX-7650810300	REEL RING 60mm FOR DOUBLE ROLLING SHUTTER	PCS	10
	EX-7650868000	RESORT SPRING 60mm 80Kg/ 10Turns	PCS	1
	EX-7650868200	SUPPORT FOR SPRING 100x100	PCS	1
	EX-7650300400	T-REEL SLAT CONNECTOR NOT PAINTED L:130	PCS	10
	EX-7650300402	T-REEL SLAT CONNECTOR PAINTED L:130 WHITE	PCS	10

Image	Accessory Code	Description	MU	Min Pack
	EX-7650300500	T-REEL SLAT CONNECTOR PAINTED L:170 INOX	PCS	10
	EX-7650300600	T-REEL SLAT CONNECTOR PAINTED L:190 INOX	PCS	10

Commercial Group:

## SIDE CAPS

Alumil rolling shutter accessories of the highest quality. Designed as a system to provide privacy and security for any door or window.











Image	Accessory Code	Description	MU	Min Pack
	EX-7651380100	COVER FOR SIDE CAP 145x191 M13800	PCS	1
	EX-7651380102	COVER FOR SIDE CAP 145x191 M13800 WHITE	PCS	1
	EX-7651380200	COVER FOR SIDE CAP 185x191 M13800	PCS	1
	EX-7651380202	COVER FOR SIDE CAP 185x191 M13800 WHITE	PCS	1
	EX-7651380300	COVER FOR SIDE CAP 220x220 M13800	PCS	1
	EX-7651380302	COVER FOR SIDE CAP 220x220 M13800 WHITE	PCS	1
	EX-7650145600	SIDE CAP EXTERNAL BOX FLYSCREEN 145x154 LEFT	PCS	1
	EX-7650145602	SIDE CAP EXTERNAL BOX FLYSCREEN 145x154 LEFT WHITE	PCS	1
	EX-7650145500	SIDE CAP EXTERNAL BOX FLYSCREEN 145x154 RIGHT	PCS	1
	EX-7650145502	SIDE CAP EXTERNAL BOX FLYSCREEN 145X154 RIGHT WHITE	PCS	1














Image	Accessory Code	Description	MU	Min Pack
	EX-7650180700	SIDE CAP EXTERNAL BOX FLYSCREEN 180x183 LEFT	PCS	1
	EX-7650180702	SIDE CAP EXTERNAL BOX FLYSCREEN 180x183 LEFT WHITE	PCS	1
	EX-7650180600	SIDE CAP EXTERNAL BOX FLYSCREEN 180x183 RIGHT	PCS	1
	EX-7650180602	SIDE CAP EXTERNAL BOX FLYSCREEN 180x183 RIGHT WHITE	PCS	1
	EX-7650145200	SIDE CAP EXTERNAL BOX 145x154 LEFT	PCS	1
	EX-7650145202	SIDE CAP EXTERNAL BOX 145x154 LEFT WHITE	PCS	1
	EX-7650145100	SIDE CAP EXTERNAL BOX 145x154 RIGHT	PCS	1
	EX-7650145102	SIDE CAP EXTERNAL BOX 145x154 RIGHT WHITE	PCS	1
	EX-7650180200	SIDE CAP EXTERNAL BOX 180x183 LEFT	PCS	1
	EX-7650180202	SIDE CAP EXTERNAL BOX 180x183 LEFT WHITE	PCS	1
	EX-7650180100	SIDE CAP EXTERNAL BOX 180x183 RIGHT	PCS	1
	EX-7650180102	SIDE CAP EXTERNAL BOX 180x183 RIGHT WHITE	PCS	1
	EX-7650371500	SIDE CAP 145x191 M13700 CURVED LEFT	PCS	1
	EX-7650371502	SIDE CAP 145x191 M13700 CURVED LEFT WHITE	PCS	1
	EX-7650371400	SIDE CAP 145x191 M13700 CURVED RIGHT	PCS	1

Image	Accessory Code	Description	MU	Min Pack
	EX-7650371402	SIDE CAP 145x191 M13700 CURVED RIGHT WHITE	PCS	1
	EX-7651371500	SIDE CAP 145x191 M13700 FLAT LEFT	PCS	1
	EX-7651371502	SIDE CAP 145x191 M13700 FLAT LEFT WHITE	PCS	1
	EX-7651371400	SIDE CAP 145x191 M13700 FLAT RIGHT	PCS	1
	EX-7651371402	SIDE CAP 145x191 M13700 FLAT RIGHT WHITE	PCS	1
	EX-7650381500	SIDE CAP 145x191 M13800 CURVED LEFT	PCS	1
	EX-7650381502	SIDE CAP 145x191 M13800 CURVED LEFT WHITE	PCS	1
	EX-7650381400	SIDE CAP 145x191 M13800 CURVED RIGHT	PCS	1
	EX-7650381402	SIDE CAP 145x191 M13800 CURVED RIGHT WHITE	PCS	1
	EX-7651381500	SIDE CAP 145x191 M13800 FLAT LEFT	PCS	1
	EX-7651381502	SIDE CAP 145x191 M13800 FLAT LEFT WHITE	PCS	1
	EX-7651381400	SIDE CAP 145x191 M13800 FLAT RIGHT	PCS	1
	EX-7651381402	SIDE CAP 145x191 M13800 FLAT RIGHT WHITE	PCS	1
	EX-7650371900	SIDE CAP 185x191 M13700 CURVED LEFT	PCS	1
	EX-7650371902	SIDE CAP 185x191 M13700 CURVED LEFT WHITE	PCS	1

Image	Accessory Code	Description	MU	Min Pack
	EX-7650371800	SIDE CAP 185x191 M13700 CURVED RIGHT	PCS	1
	EX-7650371802	SIDE CAP 185x191 M13700 CURVED RIGHT WHITE	PCS	1
	EX-7651371900	SIDE CAP 185x191 M13700 FLAT LEFT	PCS	1
	EX-7651371902	SIDE CAP 185x191 M13700 FLAT LEFT WHITE	PCS	1
	EX-7651371800	SIDE CAP 185x191 M13700 FLAT RIGHT	PCS	1
	EX-7651371802	SIDE CAP 185x191 M13700 FLAT RIGHT WHITE	PCS	1
	EX-7650381900	SIDE CAP 185x191 M13800 CURVED LEFT	PCS	1
	EX-7650381902	SIDE CAP 185x191 M13800 CURVED LEFT WHITE	PCS	1
	EX-7650381800	SIDE CAP 185x191 M13800 CURVED RIGHT	PCS	1
	EX-7650381802	SIDE CAP 185x191 M13800 CURVED RIGHT WHITE	PCS	1
	EX-7651381900	SIDE CAP 185x191 M13800 FLAT LEFT	PCS	1
	EX-7651381902	SIDE CAP 185x191 M13800 FLAT LEFT WHITE	PCS	1
	EX-7651381800	SIDE CAP 185x191 M13800 FLAT RIGHT	PCS	1
	EX-7651381802	SIDE CAP 185x191 M13800 FLAT RIGHT WHITE	PCS	1
	EX-7650372300	SIDE CAP 220x220 M13700 CURVED LEFT	PCS	1

Image	Accessory Code	Description	MU	Min Pack
	EX-7650372302	SIDE CAP 220x220 M13700 CURVED LEFT WHITE	PCS	1
	EX-7650372200	SIDE CAP 220x220 M13700 CURVED RIGHT	PCS	1
	EX-7650372202	SIDE CAP 220x220 M13700 CURVED RIGHT WHITE	PCS	1
	EX-7651372300	SIDE CAP 220x220 M13700 FLAT LEFT	PCS	1
	EX-7651372302	SIDE CAP 220x220 M13700 FLAT LEFT WHITE	PCS	1
	EX-7651372200	SIDE CAP 220x220 M13700 FLAT RIGHT	PCS	1
	EX-7651372202	SIDE CAP 220x220 M13700 FLAT RIGHT WHITE	PCS	1
	EX-7650382300	SIDE CAP 220x220 M13800 CURVED LEFT	PCS	1
	EX-7650382302	SIDE CAP 220x220 M13800 CURVED LEFT WHITE	PCS	1
	EX-7650382200	SIDE CAP 220x220 M13800 CURVED RIGHT	PCS	1
	EX-7650382202	SIDE CAP 220x220 M13800 CURVED RIGHT WHITE	PCS	1
	EX-7651382300	SIDE CAP 220x220 M13800 FLAT LEFT	PCS	1
	EX-7651382302	SIDE CAP 220x220 M13800 FLAT LEFT WHITE	PCS	1
	EX-7651382200	SIDE CAP 220x220 M13800 FLAT RIGHT	PCS	1
	EX-7651382202	SIDE CAP 220x220 M13800 FLAT RIGHT WHITE	PCS	1



Image	Accessory Code	Description	MU	Min Pack
	EX-7651372600	SIDE CAP 250x250 M13700 FLAT LEFT	PCS	1
	EX-7651372602	SIDE CAP 250x250 M13700 FLAT LEFT WHITE	PCS	1
	EX-7651372500	SIDE CAP 250x250 M13700 FLAT RIGHT	PCS	1
	EX-7651372502	SIDE CAP 250x250 M13700 FLAT RIGHT WHITE	PCS	1
	EX-7651360100	SIDE CAPS 260x320 S13600 PAIR	PAIR	1

Commercial Group:

## SLAT COVERS

Alumil rolling shutter accessories of the highest quality. Designed as a system to provide privacy and security for any door or window.














Image	Accessory Code	Description	MU	Min Pack
	EX-7650017703	END COVER FOR SHUTTER M1011 77mm BLACK	PCS	100
	EX-7650013102	END COVER FOR SHUTTER 303011 31mm WHITE	PCS	100
	EX-7650013903	END COVER FOR SHUTTER 303014 39mm BLACK	PCS	100
	EX-7650014303	END COVER FOR SHUTTER 303015 43mm BLACK	PCS	100
	EX-7650014003	END COVER FOR SHUTTER 303019 40mm BLACK	PCS	100
	EX-7650015003	END COVER FOR SHUTTER 303023 50mm BLACK	PCS	100
	EX-7650013803	END COVER FOR SHUTTER 303024 38mm BLACK	PCS	100
	EX-7650015503	END COVER FOR SHUTTER 303028 55mm BLACK	PCS	100
	EX-7651362203	END COVER FOR TERMINAL PROFILE 303022	PAIR	10
	EX-7650011613	SHUTTER PROFILE COVER 303013 16mm LEFT BLACK	PCS	100

Image	Accessory Code	Description	MU	Min Pack
	EX-7650011603	SHUTTER PROFILE COVER 303013 16mm RIGHT BLACK	PCS	100

## ***ROLLERS - INOX RAILS***

Commercial Group:

## ALUMINIUM ROLLERS

Alumil rollers for all sliding systems. Smooth sliding and long lasting performance with adjustable height body and silent wheels. Tested and certified along the system.






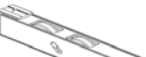




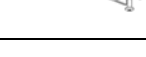




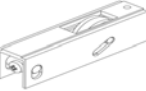



Image	Accessory Code	Description	MU	Min Pack
	EX-6001460000	M14600 ROLLER	PCS	2
	EX-6000207000	ROLLER ALUMINIUM DOUBLE FOR M9242	PCS	2
	EX-6000214000	ROLLER ALUMINIUM DOUBLE FOR M12000 & M14000	PCS	2
	EX-6000214500	ROLLER ALUMINIUM DOUBLE FOR M14500	PCS	2
	EX-6000230400	ROLLER ALUMINIUM DOUBLE FOR M900 & M9200	PCS	2
	EX-6000245002	ROLLER ALUMINIUM DOUBLE FOR SLIDING S450	PCS	2
	EX-6000145000	ROLLER ALUMINIUM DOUBLE FOR S450	PCS	2
	INT-6000273700	ROLLER ALUMINIUM DOUBLE FOR S70737	PCS	2
	EX-6000220400	ROLLER ALUMINIUM DOUBLE WITH PLATE M9000 & M9200	PCS	2
	EX-6000220500	ROLLER ALUMINIUM DOUBLE WITH PLATE 27mm	PCS	2






Image	Accessory Code	Description	MU	Min Pack
	EX-6000220501	ROLLER ALUMINIUM QUAD	PCS	2
	EX-6000445001	ROLLER ALUMINIUM QUADRUPLE FOR SLIDING S450	PCS	2
	EX-6000114000	ROLLER ALUMINIUM SINGLE FOR M12000 & M14000	PCS	2
	EX-6000130000	ROLLER ALUMINIUM SINGLE FOR M9000 & M9200	PCS	2
	EX-6000145002	ROLLER ALUMINIUM SINGLE S450	PCS	2
	EX-6000120000	ROLLER ALUMINIUM SINGLE WITH BOLT M9000 & M9200	PCS	2
	EX-6000120100	ROLLER ALUMINIUM SINGLE WITH PLATE M9000 & M9200	PCS	2
	EX-6000185000	ROLLER ALUMINIUM SINGLE 22mm FOR M868	PCS	2
	EX-6001200000	ROLLER FOR CONCEALED SASH M12000	PCS	2
	EX-6002565000	ROLLER 25mm S650	SET	1

Commercial Group:

## INOX GUIDERAILS

Stainless steel and aluminium rails for sliding systems. Highest quality raw material ensures smooth sliding and long lasting performance. Corrosion and impact resistant.









Image	Accessory Code	Description	MU	Min Pack
	EX-6600061300	INOX GUIDE RAIL HEAVY DUTY S700 S650 6m	MET	6
	EX-6600045000	INOX GUIDE RAIL S450, S350, S560, M14000 3,5m	MET	42
	EX-6601214000	INOX GUIDE RAIL M12000 3,5m	MET	42
	EX-6600905000	INOX GUIDE RAIL M9050 3,5m	MET	42
	EX-6600920000	INOX GUIDE RAIL M9200 3,m	MET	42

Commercial Group:

## PLASTIC ROLLERS

Alumil rollers for all sliding systems. Smooth sliding and long lasting performance with adjustable height body and silent wheels. Tested and certified along the system.



Image	Accessory Code	Description	MU	Min Pack
	EX-6000220600	ROLLER ADJUSTABLE FOR FLYSCREENS M9028	PCS	2
	INT-6000044000	ROLLER FOR S440	PCS	2
	EX-6000235000	ROLLER PLASTIC DOUBLE FOR S350	PCS	2
	EX-6000210100	ROLLER PLASTIC DOUBLE WITH BOLT FOR M9000 & M9200	PCS	2
	EX-6000110100	ROLLER PLASTIC SINGLE FOR M900	PCS	2
	EX-6002900800	ROLLER PLASTIC SINGLE FOR M9008	PCS	2



# ***SCREWS AND RIVETS***

Commercial Group:

## BLIND RIVETS

Fixing accessories chosen by Alumil to complete every fabrication and installation project. Variety of sizes and types covers all needs.













Image	Accessory Code	Description	MU	Min Pack
	EX-7610401603	BLIND RIVET ALUMINIUM $\Phi$ 4x16mm BLACK	PCS	1000
	EX-7610401800	BLIND RIVET ALUMINIUM $\Phi$ 4x18mm MILL FINISH	PCS	1000
	EX-7610403000	BLIND RIVET ALUMINIUM $\Phi$ 4x30mm MILL FINISH	PCS	1000
	EX-7610401003	BLIND RIVET ALUMINIUM 4x10mm BLACK	PCS	1000
	EX-7614100302	BLIND RIVET ALUMINIUM 4x103mm WHITE	PCS	1000
	EX-7610401203	BLIND RIVET ALUMINIUM 4x12mm BLACK	PCS	1000
	EX-7610412701	BLIND RIVET ALUMINIUM 4x127mm MILL FINISH	PCS	1000
	EX-7610412702	BLIND RIVET ALUMINIUM 4x127mm WHITE	PCS	1000
	EX-7610401402	BLIND RIVET ALUMINIUM 4x14mm WHITE	PCS	1000
	EX-7610401601	BLIND RIVET ALUMINIUM 4x16mm MILL FINISH	PCS	1000













Image	Accessory Code	Description	MU	Min Pack
	EX-7610401602	BLIND RIVET ALUMINIUM 4x16mm WHITE	PCS	1000
	EX-7610401802	BLIND RIVET ALUMINIUM 4x18mm WHITE	PCS	1000
	EX-7610402003	BLIND RIVET ALUMINIUM 4x20mm BLACK	PCS	1000
	EX-7610402001	BLIND RIVET ALUMINIUM 4x20mm MILL FINISH	PCS	1000
	EX-7610402002	BLIND RIVET ALUMINIUM 4x20mm WHITE	PCS	1000
	EX-7610402502	BLIND RIVET ALUMINIUM 4x25mm WHITE	PCS	1000
	EX-7610430003	BLIND RIVET ALUMINIUM 4x30mm BLACK	PCS	1000
	EX-7610430002	BLIND RIVET ALUMINIUM 4x30mm WHITE	PCS	1000
	EX-7610400803	BLIND RIVET ALUMINIUM 4x8mm BLACK	PCS	1000
	EX-7610408701	BLIND RIVET ALUMINIUM 4x87mm MILL FINISH	PCS	1000
	EX-7610408702	BLIND RIVET ALUMINIUM 4x87mm WHITE	PCS	1000
	EX-7610401400	BLIND RIVET ALUMINIUM 4X14mm MILL FINISH	PCS	1000
	EX-7614103001	BLIND RIVETS ALUMINIUM 4x103mm MILL FINISH	PCS	1000
	EX-7612541001	M4X10 RIVET NUTS WITH FLAT HEAD, OPEN TYPE, KNURLED	PCS	
	EX-7612551201	M5X12 RIVET NUTS WITH FLAT HEAD, OPEN TYPE, KNURLED	PCS	











Image	Accessory Code	Description	MU	Min Pack
	EX-7610430006	RIVET 4x30 BROWN RAL8014	PCS	1000








Commercial Group:

## METAL ANCHOR BOLTS

Fixing accessories chosen by Alumil to complete every fabrication and installation project. Variety of sizes and types covers all needs.



Image	Accessory Code	Description	MU	Min Pack
	EX-7691013000	STEEL ANCHOR PLUG STEEL M10x130 YELLOW	PCS	10
	EX-7691210000	STEEL ANCHOR PLUG STEEL M12x100 YELLOW	PCS	10
	EX-7691212000	STEEL ANCHOR PLUG STEEL M12x120 YELLOW	PCS	10
	EX-7691215000	STEEL ANCHOR PLUG STEEL M12x150 YELLOW	PCS	10
	EX-7691218000	STEEL ANCHOR PLUG STEEL M12x180 YELLOW	PCS	10
	EX-7691208000	STEEL ANCHOR PLUG STEEL M12x80 YELLOW	PCS	10
	EX-7691410000	STEEL ANCHOR PLUG STEEL M14x100 YELLOW	PCS	10
	EX-7691412000	STEEL ANCHOR PLUG STEEL M14x120 YELLOW	PCS	10
	EX-7690805000	STEEL ANCHOR PLUG STEEL M8x50 YELLOW	PCS	10
	EX-7690808000	STEEL ANCHOR PLUG STEEL M8x80 YELLOW	PCS	10




<b>Image</b>	<b>Accessory Code</b>	<b>Description</b>	<b>MU</b>	<b>Min Pack</b>
	EX-7691418000	STEEL ANKHOR PLUG STEEL M14x180 YELLOW	PCS	10
	EX-7691618000	STEEL ANKHOR PLUG STEEL M16x180 YELLOW	PCS	10
	EX-7691812000	STEEL ANKHOR PLUG STEEL M18x120 YELLOW	PCS	10
	EX-7691814000	STEEL ANKHOR PLUG STEEL M18x140 YELLOW	PCS	10
	EX-7691816000	STEEL ANKHOR PLUG STEEL M18x160 YELLOW	PCS	10
	EX-7691818000	STEEL ANKHOR PLUG STEEL M18x180 YELLOW	PCS	10
	EX-7691820000	STEEL ANKHOR PLUG STEEL M18x200 YELLOW	PCS	10

Commercial Group:

## OTHER SCREWS

Fixing accessories chosen by Alumil to complete every fabrication and installation project. Variety of sizes and types covers all needs.









Image	Accessory Code	Description	MU	Min Pack
	EX-7621451401	COUNTERSUNK SCREW DIN 965 A2 M 5X14 H INOX	PCS	500
	EX-7627080110	E-CLIP 8mm STEEL DIN6799 INOX	PCS	10
	EX-7629083501	HEX SOCKET SCREW ISO4762 M8x35 A2 INOX	PCS	100
	EX-7629083500	HEX SOCKET SCREW ISO4762 M8x35 GALVANIZED	PCS	100
	EX-7629005801	SECURITY CAP SW5 A1	PCS	100

Commercial Group:

## SCREW FOR CONCRETE

Fixing accessories chosen by Alumil to complete every fabrication and installation project. Variety of sizes and types covers all needs.



Image	Accessory Code	Description	MU	Min Pack
	EX-7627510000	CONCRETE SCREW COUNTERSUNK T30 7,5x100 GALV YELLOW	PCS	100
	EX-7627512000	CONCRETE SCREW COUNTERSUNK T30 7,5x120 GALV YELLOW	PCS	100
	EX-7627514000	CONCRETE SCREW COUNTERSUNK T30 7,5x140 GALV YELLOW	PCS	100
	EX-7627515000	CONCRETE SCREW COUNTERSUNK T30 7,5x150 GALV YELLOW	PCS	100
	EX-7627518000	CONCRETE SCREW COUNTERSUNK T30 7,5x180 GALV YELLOW	PCS	100
	EX-7627508000	CONCRETE SCREW COUNTERSUNK T30 7,5x80 GALV YELLOW	PCS	100



Commercial Group:

## SCREW FOR METAL SHEET

Fixing accessories chosen by Alumil to complete every fabrication and installation project. Variety of sizes and types covers all needs.






Image	Accessory Code	Description	MU	Min Pack
	EX-7622802001	BOLT M8x20 DIN933 A2 INOX	PCS	
	EX-7621010200	C/SUNK SCREW ISO7050 SQ 4,8x50mm ZINC	PCS	500
	EX-7621805800	C/SUNK SCREW ISO7050 SQUARE 4,2x16mm ZINC	PCS	500
	EX-7629008140	HEX SCREW M8X1.25 DOG POINT	PCS	500
	EX-7622121001	HEXAGON HEAD BOLT DIN931 M12x100 A2 INOX.	PCS	100
	EX-7623081200	PAN HEAD SCREW ISO7049 SQ 4,2x13mm ZINC	PCS	100
	EX-7623103400	PAN HEAD SCREW ISO7049 SQ 4,8x19mm ZINC	PCS	100
	EX-7623211200	PAN HEAD SCREW ISO7049 SQ 5,5x38mm ZINC	PCS	100
	EX-7623012200	PAN HEAD SCREW ISO7049 SQ 5,5x50mm ZINC	PCS	100
	EX-7623803400	PAN HEAD SCREW ISO7049 SQUARE 4,2x19mm ZINC	PCS	100










Image	Accessory Code	Description	MU	Min Pack
	EX-7623010200	PAN HEAD SCREW ISO7049 SQUARE 4,8x50mm ZINC	PCS	100
	EX-7620483400	SELF DRILL SCREW C/SUNK DIN 7504P SQ 4,2X19MM ZINC	PCS	1000
	EX-7622391600	SEIF DRILLING SCREW B2 3,9x16mm	PCS	100
	EX-7626703201	SELF DRILLING SCREW 6,3x32 A2 INOX DIN7504K	PCS	100
	EX-7626604100	SELF TAP SCREW FOR LOIRA+V	PCS	1
	EX-7627301201	SERRATED LOCK WASHER DIN6798-A M12 A2 INOX.	PCS	10
	EX-7629651901	SHEET METAL SCREW ALLEN ISO4762 SW5 5,5X19 A2 INOX	PCS	100
	EX-7629653801	SHEET METAL SCREW ALLEN ISO4762 SW5 5,5X38 A2 INOX	PCS	100
	EX-7629654501	SHEET METAL SCREW ALLEN ISO4762 SW5 5,5X45 A2 INOX	PCS	100
	EX-7629655501	SHEET METAL SCREW ALLEN ISO4762 SW5 5,5X55 A2 INOX	PCS	100
	EX-7629655601	SHEET METAL SCREW ALLEN ISO4762 SW5 5,5X60 A2 INOX	PCS	100
	EX-7629655701	SHEET METAL SCREW ALLEN ISO4762 SW5 5,5X70 A2 INOX	PCS	100
	EX-7629638001	SHEET METAL SCREW ALLEN SW5 6,3x80mm SW5 SO4762 A2 INOX	PCS	200
	EX-7625501000	SHEET METAL SCREW FLAT DIN965 A2 M 5X11	PCS	100
	EX-7621080100	SHEET METAL SCREW FLAT HEAD - 8X2 -	PCS	250

Image	Accessory Code	Description	MU	Min Pack
	EX-7621101202	SHEET METAL SCREW FLAT HEAD STEEL 10X1/2 WHITE	PCS	500
	EX-7621422500	SHEET METAL SCREW FLAT ISO7050 PH 4,2x25mm ZINC	PCS	1000
	EX-7621481601	SHEET METAL SCREW FLAT ISO7050 PH 4,8x16mm A2 INOX	PCS	500
	EX-7621481901	SHEET METAL SCREW FLAT ISO7050 PH 4,8x19mm A2 INOX	PCS	1000
	EX-7621482501	SHEET METAL SCREW FLAT ISO7050 PH 4,8x25mm A2 INOX	PCS	500
	EX-7621483801	SHEET METAL SCREW FLAT ISO7050 PH 4,8x38mm A2 INOX	PCS	200
	EX-7621485001	SHEET METAL SCREW FLAT ISO7050 PH 4,8x50mm A2 INOX	PCS	200
	EX-7621486001	SHEET METAL SCREW FLAT ISO7050 PH 4,8x60mm A2 INOX	PCS	200
	EX-7621553801	SHEET METAL SCREW FLAT ISO7050 PH 5,5x38mm A2 INOX	PCS	500
	EX-7621006800	SHEET METAL SCREW FLAT ISO7050 PZ 4,8x16mm ZINC	PCS	100
	EX-7621803800	SHEET METAL SCREW FLAT ISO7050 SQ 4,2x9,5mm ZINC	PCS	1000
	EX-7621801200	SHEET METAL SCREW FLAT ISO7050 4,2x13mm SQ ZINC	PCS	1000
	EX-7621803400	SHEET METAL SCREW FLAT ISO7050 4,2x19mm SQ ZINC	PCS	1000
	EX-7621800100	SHEET METAL SCREW FLAT ISO7050 4,2x25mm SQ ZINC	PCS	1000
	EX-7621811400	SHEET METAL SCREW FLAT ISO7050 4,2x32mm SQ ZINC	PCS	100

















Image	Accessory Code	Description	MU	Min Pack
	EX-7621811200	SHEET METAL SCREW FLAT ISO7050 4,2x38mm SQ ZINC	PCS	1000
	EX-7621001200	SHEET METAL SCREW FLAT ISO7050 4,8x13mm SQ ZINC	PCS	500
	EX-7621005800	SHEET METAL SCREW FLAT ISO7050 4,8x16mm SQ ZINC	PCS	1000
	EX-7621003400	SHEET METAL SCREW FLAT ISO7050 4,8x19mm SQ ZINC	PCS	500
	EX-7621010102	SHEET METAL SCREW FLAT ISO7050 4,8x25mm SQ WHITE ZINC	PCS	500
	EX-7621010100	SHEET METAL SCREW FLAT ISO7050 4,8x25mm SQ ZINC	PCS	1000
	EX-7621011400	SHEET METAL SCREW FLAT ISO7050 4,8x32mm SQ ZINC	PCS	250
	EX-7621011200	SHEET METAL SCREW FLAT ISO7050 4,8x38mm SQ ZINC	PCS	500
	EX-7621010202	SHEET METAL SCREW FLAT ISO7050 4,8x50mm SQ WHITE ZINC	PCS	100
	EX-7621111202	SHEET METAL SCREW FLAT 10X1 1/2 WHITE	PCS	500
	EX-7621103402	SHEET METAL SCREW FLAT 10X3/4 WHITE	PCS	500
	EX-7641123410	SHEET METAL SCREW FLAT 12X3/5	PCS	500
	EX-7621083402	SHEET METAL SCREW FLAT 8x34mm WHITE	PCS	500
	EX-7621081002	SHEET METAL SCREW FLAT 8X1 WHITE	PCS	1000
	EX-7621811202	SHEET METAL SCREW FLAT 8X1 1/2 WHITE	PCS	500




Image	Accessory Code	Description	MU	Min Pack
	EX-7621081202	SHEET METAL SCREW FLAT 8X1/2 WHITE	PCS	500
	EX-7621008202	SHEET METAL SCREW FLAT 8X2 WHITE	PCS	250
	EX-7621805802	SHEET METAL SCREW FLAT 8X5/8 WHITE	PCS	500
	EX-7626305000	SHEET METAL SCREW HEX 6,3x50 SEALING WASHER EPDM	PCS	100
	EX-7626306400	SHEET METAL SCREW HEX 6,3x64 SEALING WASHER EPDM	PCS	100
	EX-7629652501	SHEET METAL SCREW ISO4762 SW5 5,5x25 A2 INOX	PCS	500
	EX-7629653001	SHEET METAL SCREW ISO4762 SW5 5,5x30 A2 INOX	PCS	500
	EX-7629653501	SHEET METAL SCREW ISO4762 SW5 5,5x35 A2 INOX	PCS	500
	EX-7629654001	SHEET METAL SCREW ISO4762 SW5 5,5x40 A2 INOX	PCS	500
	EX-7629655001	SHEET METAL SCREW ISO4762 SW5 5,5x50 A2 INOX	PCS	200
	EX-7629656501	SHEET METAL SCREW ISO4762 SW5 5,5x65 A2 INOX	PCS	200
	EX-7628481601	SHEET METAL SCREW PAN HEX. A2 TX 25 4,8x16 DIN7981 SEALING WASHER	PCS	1000
	EX-7623481901	SHEET METAL SCREW PAN ISO7049 PH 4,8x19mm A2 INOX	PCS	100
	EX-7623483201	SHEET METAL SCREW PAN ISO7049 PH 4,8x32mm A2 INOX	PCS	100
	EX-7623081202	SHEET METAL SCREW PAN ISO7049 SQ 4,2x13mm WHITE ZINC	PCS	1000

<b>Image</b>	<b>Accessory Code</b>	<b>Description</b>	<b>MU</b>	<b>Min Pack</b>
	EX-7623083402	SHEET METAL SCREW PAN ISO7049 SQ 4,2x19mm WHITE ZINC	PCS	500
	EX-7623800102	SHEET METAL SCREW PAN ISO7049 SQ 4,2x25mm WHITE ZINC	PCS	500
	EX-7623800100	SHEET METAL SCREW PAN ISO7049 SQ 4,2x25mm ZINC	PCS	1000
	EX-7623800200	SHEET METAL SCREW PAN ISO7049 SQ 4,2x50mm ZINC	PCS	250
	EX-7623800300	SHEET METAL SCREW PAN ISO7049 SQ 4,2x75mm ZINC	PCS	100
	EX-7623083802	SHEET METAL SCREW PAN ISO7049 SQ 4,2x9,5mm WHITE ZINC	PCS	1000
	EX-7623803800	SHEET METAL SCREW PAN ISO7049 SQ 4,2x9,5mm ZINC	PCS	1000
	EX-7623010400	SHEET METAL SCREW PAN ISO7049 SQ 4,8x100mm ZINC	PCS	100
	EX-7623101200	SHEET METAL SCREW PAN ISO7049 SQ 4,8x13mm ZINC	PCS	1000
	EX-7623105800	SHEET METAL SCREW PAN ISO7049 SQ 4,8x16mm ZINC	PCS	1000
	EX-7623010100	SHEET METAL SCREW PAN ISO7049 SQ 4,8x25mm ZINC	PCS	500
	EX-7623111400	SHEET METAL SCREW PAN ISO7049 SQ 4,8x32mm ZINC	PCS	500
	EX-7623111200	SHEET METAL SCREW PAN ISO7049 SQ 4,8x38mm ZINC	PCS	500
	EX-7623121200	SHEET METAL SCREW PAN ISO7049 SQ 4,8x63mm ZINC	PCS	100
	EX-7623010300	SHEET METAL SCREW PAN ISO7049 SQ 4,8x75mm ZINC	PCS	100

Image	Accessory Code	Description	MU	Min Pack
	EX-7623103800	SHEET METAL SCREW PAN ISO7049 SQ 4,8x9,5mm ZINC	PCS	500
	EX-7623012400	SHEET METAL SCREW PAN ISO7049 SQ 5,5x100mm ZINC	PCS	50
	EX-7623021200	SHEET METAL SCREW PAN ISO7049 SQ 5,5x13mm ZINC	PCS	250
	EX-7623125800	SHEET METAL SCREW PAN ISO7049 SQ 5,5x16mm ZINC	PCS	250
	EX-7623123400	SHEET METAL SCREW PAN ISO7049 SQ 5,5x19mm ZINC	PCS	1000
	EX-7623012100	SHEET METAL SCREW PAN ISO7049 SQ 5,5x25mm ZINC	PCS	500
	EX-7623211400	SHEET METAL SCREW PAN ISO7049 SQ 5,5x32mm ZINC	PCS	500
	EX-7623211202	SHEET METAL SCREW PAN ISO7049 SQ 5,5x38mm WHITE ZINC	PCS	100
	EX-7623122100	SHEET METAL SCREW PAN ISO7049 SQ 5,5x63mm ZINC	PCS	200
	EX-7623012300	SHEET METAL SCREW PAN ISO7049 SQ 5,5x75mm ZINC	PCS	200
	EX-7623123800	SHEET METAL SCREW PAN ISO7049 SQ 5,5x9,5mm ZINC	PCS	500
	EX-7623212200	SHEET METAL SCREW PAN PH ISO7049 5,5x38mm ZINC	PCS	100
	EX-7623022200	SHEET METAL SCREW PAN PH ISO7049 5,5x50mm ZINC	PCS	100
	EX-7623010102	SHEET METAL SCREW PAN 10X1 WHITE	PCS	500
	EX-7623011202	SHEET METAL SCREW PAN 10X1 1/2 WHITE	PCS	250

Image	Accessory Code	Description	MU	Min Pack
	EX-7623001202	SHEET METAL SCREW PAN 10X1/2 WHITE	PCS	500
	EX-7623010202	SHEET METAL SCREW PAN 10X2 WHITE	PCS	100
	EX-7623012102	SHEET METAL SCREW PAN 12X1 WHITE	PCS	250
	EX-7623012202	SHEET METAL SCREW PAN 12X2 WHITE	PCS	100
	EX-7623811202	SHEET METAL SCREW PAN 8X1 1/2 WHITE	PCS	500
	EX-7623080202	SHEET METAL SCREW PAN 8X2 WHITE	PCS	250
	EX-7624481900	SHEET METAL SCREW SELF DRILLING FLAT GALV 4,8x19 DIN7505	PCS	1000
	EX-7620481200	SHEET METAL SCREW SELF DRILLING FLAT ISO7050 SQ 4,2x13mm ZINC	PCS	1000
	EX-7627505001	SHEET METAL SCREW SELF DRILLING HEX 5,5x50 DIN7976 INOX A3	PCS	100
	EX-7626611001	SHEET METAL SCREW SELF DRILLING HEX 6,3x110 SEALING WASHER EPDM INOX DIN7505	PCS	100
	EX-7623801200	SHEET METAL SCREW SELF DRILLING PAN ISO7049 SQ 4,2x13mm ZINC	PCS	1000
	EX-7623805800	SHEET METAL SCREW SQ PAN GALV. 4,2x16 ISO7050	PCS	1000
	EX-7623811400	SHEET METAL SCREW SQ PAN GALV. 4,2x32 ISO7050	PCS	500
	EX-7623811200	SHEET METAL SCREW SQ PAN GALV. 4,2x38 ISO7050	PCS	1000
	EX-7623821200	SHEET METAL SCREW SQ PAN GALV. 4,2x63 ISO7050	PCS	100










Image	Accessory Code	Description	MU	Min Pack
	EX-7625803400	SHEET METAL SCREW SQ PAN SELF DRILLING GALV 8X3/4	PCS	1000
	EX-7629555501	SHEET METAL SCREW TORX 5,5x55mm ISO4762 A2 INOX	PCS	100
	EX-7629557001	SHEET METAL SCREW TORX 5,5x70mm ISO4762 A2 INOX	PCS	100
	EX-7621551600	SHEET METAL SCREW 5,5X16 DIN7982 INOX A3	PCS	200
	EX-7629553801	SHEET METAL SCREW 5,5x38 ISO4762 TX INOX A3	PCS	100

Commercial Group:

## SCREW FOR WOOD

Fixing accessories chosen by Alumil to complete every fabrication and installation project. Variety of sizes and types covers all needs.



Image	Accessory Code	Description	MU	Min Pack
	EX-7620510000	WOOD SCREW STEEL 5X100	PCS	1000
	EX-7620504000	WOOD SCREW STEEL 5X40	PCS	1000
	EX-7620505000	WOOD SCREW STEEL 5X50	PCS	1000
	EX-7620506000	WOOD SCREW STEEL 5X60	PCS	1000
	EX-7620507000	WOOD SCREW STEEL 5X70	PCS	1000
	EX-7620508000	WOOD SCREW STEEL 5X80	PCS	1000
	EX-7620509000	WOOD SCREW STEEL 5X90	PCS	1000





## ***SECOND SASH LATCHES***

Commercial Group:

## ALUMIL LATCHES

Alumil system accessories guaranteed for perfect fitting and operation. Alumil systems are certified with Alumil accessories. All Alumil accessories are covered by the Alumil accessories guarantee.



Image	Accessory Code	Description	MU	Min Pack
	EX-4740065500	DEAD BOLT LATCH FOR ACCORDION BLACK LOWER	PCS	10
	EX-4740065400	DEAD BOLT LATCH FOR ACCORDION BLACK UPPER	PCS	10
	EX-4703100000	DEAD BOLT LOCK POINT ALUMINIUM BLACK	PCS	10
	EX-4702900000	DEAD BOLT POLYAMIDE BLACK	PCS	10













Commercial Group:

## FAPIM LATCHES

Alumil system accessories guaranteed for perfect fitting and operation. Alumil systems are certified with Alumil accessories. All Alumil accessories are covered by the Alumil accessories guarantee.



Image	Accessory Code	Description	MU	Min Pack
	EX-4743828000	INSERTION LATCH EURO GROOVE BLACK 15/20	PCS	1
	EX-4740371500	LATCH DOOR FLAT PROFILE 220mm BLACK	PCS	1
	EX-4743716000	LATCH DOOR FLAT PROFILE 450mm BLACK	PCS	1
	EX-4740371709	LATCH DOOR FLAT PROFILE 650mm BLACK	PCS	1
	EX-4740372000	LATCH EURO GROOVE 14/18 220mm BLACK	PCS	1
	EX-4740373800	LOWER LATCH DEEP KEEPER FOR DOORS	PCS	1
	EX-4743734000	LOWER LATCH FLAT KEEPER FOR DOORS	PCS	1
	EX-4744102000	SINGLE KEEPER FOR LATCH EURO GROOVE PLASTIC	PCS	1
	EX-4740382800	SINGLE KEEPER FOR LATCH EURO GROOVE ZAMAK	PCS	1
	EX-4743733000	UPPER LATCH KEEPER FOR DOORS	PCS	1



# ***SHADING SYSTEMS***



Commercial Group:

## LOUVRES

Alumil system accessories guaranteed for perfect fitting and operation. Alumil systems are certified with Alumil accessories. All Alumil accessories are covered by the Alumil accessories guarantee.











Image	Accessory Code	Description	MU	Min Pack
	EX-435000800	CAP FOR ROTATION OF LOUVER M5643	PCS	1
	EX-4350001100	CAP FOR ROTATION OF LOUVER M5656	PCS	1
	EX-4350000500	CAP FOR ROTATION OF RECTANGULAR LOUVER M5670	PCS	1
	EX-4350001300	CAP FOR ROTATION OF RECTANGULAR LOUVER M5673	PCS	1
	EX-4350000900	CAP FOR SUPPORT OF LOUVER M5643	PCS	1
	EX-4350001200	CAP FOR SUPPORT OF LOUVER M5656	PCS	1
	EX-4350000600	CAP FOR SUPPORT OF RECTANGULAR LOUVER M5670	PCS	1
	EX-4350001400	CAP FOR SUPPORT OF RECTANGULAR LOUVER M5673	PCS	1
	EX-7205600810	CONNECTION PIN FOR MOVING LOUVERS	PCS	100
	EX-7627050110	E-CLIP 5mm STEEL DIN6799 INOX	PCS	100














Image	Accessory Code	Description	MU	Min Pack
	EX-7205651000	FIXED SUPPORT FOR LOUVER M5611	PCS	100
	EX-4350000200	GEARBOX FOR HANDCRANK FOR ROTATING PERGOLA	PCS	1
	EX-7628100000	HEXAGON SELF LOCK NUT M10x1,5mm DIN 985 INOX	PCS	100
	EX-7200560200	HOLDER FOR LOUVER M5610 MILL FINISH	PCS	1
	EX-4350000300	LOUVER SUPPORT	PCS	1
	EX-7200562200	LOUVER SUPPORT M5611 0DEG MILL FINISH	PCS	1
	EX-7200562300	LOUVER SUPPORT M5611 45DEG MILL FINISH	PCS	1
	EX-3102928100	LOUVRE CAP FIXED M5628+M5629+M5628 MILL FINISH	PCS	1
	EX-3105642100	LOUVRE CAP FIXED M5642 MILL FINISH	PCS	1
	EX-3105643101	LOUVRE CAP FIXED M5643 INOX	PCS	1
	EX-3105643100	LOUVRE CAP FIXED M5643 MILL FINISH	PCS	1
	EX-3105648001	LOUVRE CAP FIXED M5648 INOX	PCS	1
	EX-3105656100	LOUVRE CAP FIXED M5656 MILL FINISH	PCS	1
	EX-3105635001	LOUVRE CAP M5635 INOX	PCS	1
	EX-3105635000	LOUVRE CAP M5635 MILL FINISH	PCS	1











Image	Accessory Code	Description	MU	Min Pack
	EX-3105637001	LOUVRE CAP M5637 INOX	PCS	1
	EX-3105637000	LOUVRE CAP M5637 MILL FINISH	PCS	1
	EX-3105641000	LOUVRE CAP M5641 MILL FINISH	PCS	1
	EX-3105641100	LOUVRE CAP M5641/M5698 MILL FINISH	PCS	1
	EX-3105642000	LOUVRE CAP M5642 MILL FINISH	PCS	1
	EX-3105643001	LOUVRE CAP M5643 INOX	PCS	1
	EX-3105643000	LOUVRE CAP M5643 MILL FINISH	PCS	1
	EX-3105644001	LOUVRE CAP M5644 INOX	PCS	1
	EX-3105644000	LOUVRE CAP M5644 MILL FINISH	PCS	1
	EX-3105644100	LOUVRE CAP M5644MILL FINISH	PCS	1
	EX-3105645001	LOUVRE CAP M5645 INOX	PCS	1
	EX-3105645000	LOUVRE CAP M5645 MILL FINISH	PCS	1
	EX-3102546100	LOUVRE CAP M5646+M5625+M5646 ALU UNPAINTED	PCS	1
	EX-3102546101	LOUVRE CAP M5646+M5625+M5646 INOX	PCS	1
	EX-3102546000	LOUVRE CAP M5646+M5625+M5646 MILL FINISH	PCS	1







Image	Accessory Code	Description	MU	Min Pack
	EX-3102547000	LOUVRE CAP M5647+M5625+M5647 ALU UNPAINTED	PCS	1
	EX-3105648000	LOUVRE CAP M5648 ALU UNPAINTED	PCS	1
	EX-3105654000	LOUVRE CAP M5654 MILL FINISH	PCS	1
	EX-3105656001	LOUVRE CAP M5656 INOX	PCS	1
	EX-3105656000	LOUVRE CAP M5656 MILL FINISH	PCS	1
	EX-3105692000	LOUVRE CAP M5692 MILL FINISH	PCS	1
	EX-3105692101	LOUVRE CAP M5692 CENTER INOX	PCS	1
	EX-3105692100	LOUVRE CAP M5692 MILL FINISH	PCS	1
	EX-3105693001	LOUVRE CAP M5693 INOX	PCS	1
	EX-3105697000	LOUVRE CAP M5697 MILL FINISH	PCS	1
	EX-3105697100	LOUVRE CAP M5697 MILL FINISH	PCS	1
	EX-3105698000	LOUVRE CAP M5698 ALU UNPAINTED	PCS	1
	EX-7200563200	LOUVRE SUPPORT OVAL SHAPE 10DEG MILL FINISH	PCS	1
	EX-7200563400	LOUVRE SUPPORT OVAL SHAPE 45DEG MILL FINISH	PCS	1
	EX-4253569700	LOW MOUNT FOR ULISSES LINEAR MOTOR	PCS	1














Image	Accessory Code	Description	MU	Min Pack
	EX-4350000700	MECHANISM CUBE FOR LOUVER M5643	PCS	1
	EX-4350001000	MECHANISM CUBE FOR LOUVER M5656	PCS	1
	EX-4350000400	MECHANISM CUBE FOR LOUVER M5670	PCS	1
	EX-4350001500	MECHANISM CUBE FOR LOUVER M5673	PCS	1
	EX-7205600910	MOTOR CONNECTOR WITH LOUVER MOVEMENT TRANSFER TUBE	PCS	100
	EX-4350000100	MOTOR GEARBOX FOR ROTATING PERGOLA	PCS	1
	EX-3105635201	MOTORIZED LOUVRE CAP M5635 INOX	PCS	1
	EX-3105635200	MOTORIZED LOUVRE CAP M5635 MILL FINISH	PCS	1
	EX-3105637201	MOTORIZED LOUVRE CAP M5637 INOX	PCS	1
	EX-3105637200	MOTORIZED LOUVRE CAP M5637 MILL FINISH	PCS	1
	EX-3105641200	MOTORIZED LOUVRE CAP M5641 MILL FINISH	PCS	1
	EX-3105642201	MOTORIZED LOUVRE CAP M5642 INOX	PCS	1
	EX-3105642200	MOTORIZED LOUVRE CAP M5642 MILL FINISH	PCS	1
	EX-3105643201	MOTORIZED LOUVRE CAP M5643 INOX	PCS	1
	EX-3105643200	MOTORIZED LOUVRE CAP M5643 MILL FINISH	PCS	1

Image	Accessory Code	Description	MU	Min Pack
	EX-3105644200	MOTORIZED LOUVRE CAP M5644 MILL FINISH	PCS	1
	EX-3102546200	MOTORIZED LOUVRE CAP M5646+M5625+M5646 MILL FINISH	PCS	1
	EX-3102547200	MOTORIZED LOUVRE CAP M5647+M5625+M5647 AL UNPAINT	PCS	1
	EX-3105656201	MOTORIZED LOUVRE CAP M5656 INOX	PCS	1
	EX-3105656200	MOTORIZED LOUVRE CAP M5656 MILL FINISH	PCS	1
	EX-3105692200	MOTORIZED LOUVRE CAP M5692 MILL FINISH	PCS	1
	EX-3105693201	MOTORIZED LOUVRE CAP M5693 INOX	PCS	1
	EX-3105697200	MOTORIZED LOUVRE CAP M5697 MILL FINISH	PCS	1
	EX-7205600700	O SHAPE SUPPORT FOR MOVING LOUVERS	PCS	100
	EX-3100997003	GUIDE FOR BLIND M9970 BLACK	PCS	1
	EX-7205605000	ROTATION BASE FOR MOVABLE LOUVRE	PCS	10
	EX-7205600610	ROTATION PIN FOR MOVING LOUVERS M10x1,5mm 20mm	PCS	100
	EX-7627551601	SEALING WASHER 7/16mm	PCS	1000
	EX-7627083000	SLOTTED SPRING PIN 8x30mm DIN1481 ISO 875 INOX	PCS	100
	EX-7627100000	SPRING WASHER 10/18mm h1,6 DIN433 INOX	PCS	100




Image	Accessory Code	Description	MU	Min Pack
	EX-7627060000	SPRING WASHER 6/11mm h1,6 INOX DIN433	PCS	100
	EX-7201560200	SUPPORT FOR LOUVER M5610 INOX	PCS	1
	EX-7200560300	SUPPORT FOR STABLE LOUVERS - UDJUSTABLE CORNER	PCS	10
	EX-7200560400	SUPPORT PART FOR LOUVERS- UDJUSTABLE CORNER	PCS	10
	EX-4350001600	TRANSMISSION FOR ROTATION FOR LOUVER M5673	PCS	1

Commercial Group:

## PERGOLA

Alumil system accessories guaranteed for perfect fitting and operation. Alumil systems are certified with Alumil accessories. All Alumil accessories are covered by the Alumil accessories guarantee.



Image	Accessory Code	Description	MU	Min Pack
	EX-4350002100	CONNECTION CORNER DOWN 300x52	PCS	1
	EX-4350002000	CONNECTION CORNER UP 100x18	PCS	1
	EX-4350002200	CONNECTION T DOWN 325x52	PCS	1
	EX-4350567200	COVER BASE OF PERGOLA COLUMN	PCS	1
	EX-4350002300	JOINT CORE FOR M5661	PCS	1
	EX-4350001800	JOINT FOR CORNER OF PERGOLA FRAME	PCS	1
	EX-4350001900	JOINT FOR STRAIGHT PART OF PERGOLA FRAME	PCS	1
	EX-4350010000	WIRELESS KIT FOR ULYSSES / FORCE MOTORS (CHIP + 2 REMOTES)	SET	1








# ***SHUTTERS ACCESSORIES***

Commercial Group:

## END COVER FOR SHUTTERS

Alumil system accessories guaranteed for perfect fitting and operation. Alumil systems are certified with Alumil accessories. All Alumil accessories are covered by the Alumil accessories guarantee.



Image	Accessory Code	Description	MU	Min Pack
	EX-3101020103	END CAP FOR SHUTTER BLIND PROFILE M9336 BLACK	PCS	10
	EX-3101020002	END CAP FOR SHUTTER BLIND PROFILE M9336 WHITE	PCS	10
	EX-3100957000	END CAP FOR SHUTTER PROFILE M9570 BLACK	SET	10
	EX-4702000003	STOP FOR SHUTTERS BLACK	PCS	1
	EX-4702000002	STOP FOR SHUTTERS WHITE	PCS	1

Commercial Group:

## LOUVRE MECHANISMS

Adjustable louvre mechanism for light control on shutters. Supplied in 5m bars and cut to measure.








Image	Accessory Code	Description	MU	Min Pack
	EX-4551002503	PAIR OF ADJUSTABLE SLAT MECHANISMS 5m 25mm	PAIR	1
	EX-4551003503	PAIR OF ADJUSTABLE SLAT MECHANISMS 5m 35mm	PAIR	1
	EX-4551022503	ROTATING KNOB FOR 25mm	PCS	1
	EX-4551023503	ROTATING KNOB FOR 35mm	PCS	1
	EX-4551012503	ROTATING LEVER FOR 25mm	PCS	1
	EX-4551013503	ROTATING LEVER FOR 35mm	PCS	1

Commercial Group:

## SHUTTER RODS - STRIKERS

A complete Alumil system for shutter closing with external rods. Applicable on all opening shutters with easy installation and double closing points.



Image	Accessory Code	Description	MU	Min Pack
	EX-4260802003	KIT FOR SHUTTER ROD ACCESSORIES AL800 BLACK	SET	1
	EX-4260802002	KIT FOR SHUTTER ROD ACCESSORIES AL800 WHITE	SET	1
	EX-4260814003	SHUTTER ROD 140CM BLACKC	PCS	1
	EX-4260814002	SHUTTER ROD 140CM WHITE	PCS	1
	EX-4260824003	SHUTTER ROD 240CM BLACK	PCS	1
	EX-4260824002	SHUTTER ROD 240CM WHITE	PCS	1

# ***SKYLIGHTS***

Commercial Group:

## ELECTRIC FANLIGHT/SKYLIGHT OPENER

Complete solution of electric skylight mechanism. Open in or out and a selection of linear or chain actuators with various strokes and force.








Image	Accessory Code	Description	MU	Min Pack
	EX-4254031403	ELECTRIC CHAIN ACTUATOR 230V BOTTOM HUNG 300NM 380mm STROKE BLACK	PCS	1
	EX-4254031300	ELECTRIC CHAIN ACTUATOR 230V BOTTOM HUNG 300NM 380mm STROKE SILVER	PCS	1
	EX-4254031600	ELECTRIC CHAIN ACTUATOR 230V BOTTOM HUNG 300NM 380mm STROKE WHITE	PCS	1
	EX-4254021100	ELECTRIC LINEAR ACTUATOR RACK 230V 650NM IN 300NM OUT 350mm STROKE	PCS	1
	EX-4724020411	ELECTRIC LINEAR SPINDLE ACTUATOR FORCE 24VDC 1000NM 500mm STROKE	PCS	1
	EX-4254075900	ELECTRIC LINEAR SPINDLE ACTUATOR ULYSSES 24VDC 650NM 180mm STROKE	PCS	1
	EX-4254055800	FLUSH BIPOLAR PUSH BUTTON FOR MOTORS ULYSSES / FORCE	PCS	1
	EX-4253666500	PLASTIC MOUNTING ACCESSORY FOR ELECTRIC CHAIN ACTUATOR 230V	PCS	1
	EX-4254077500	POWER SUPPLY UNIT 3A 24V FOR ULYSSES / FORCE	PCS	1
	EX-4724020500	REDUCING STROKE KIT FOR MOTOR FORCE	PCS	1

Commercial Group:

## FINGER CATCH

Accessories chosen by Alumil for their excellent fitting and quality. All accessories are covered by the Alumil accessories guarantee.












Image	Accessory Code	Description	MU	Min Pack
	EX-4700321703	ADJUSTABLE FINGER CATCH FAPIM BLACK	PCS	1
	EX-4700321711	ADJUSTABLE FINGER CATCH FAPIM SILVER	PCS	1
	EX-4700321702	ADJUSTABLE FINGER CATCH FAPIM WHITE	PCS	1
	EX-4700139003	CICI FINGER CATCH FOR MULTILOCKING BLACK	PCS	1
	EX-4700139002	CICI FINGER CATCH FOR MULTILOCKING WHITE	PCS	1

Commercial Group:

## MANUAL FANLIGHT/SKYLIGHT OPENER

Manual skylight mechanism for easy operation and adjustable opening.



Image	Accessory Code	Description	MU	Min Pack
	EX-4253724400	CRANK UCS L:1500mm	PCS	1
	EX-4254000300	CRANK UCS L:3000mm	PCS	1
	EX-4254017103	HOPPER MECHANISM L:3000mm BLACK	PCS	1
	EX-4254016602	HOPPER MECHANISM L:3000mm WHITE	PCS	1
	EX-4254017203	HOPPER MECHANISM L:4500mm BLACK	PCS	1
	EX-4254016702	HOPPER MECHANISM L:4500mm WHITE	PCS	1
	EX-4254017303	HOPPER MECHANISM L:6000mm BLACK	PCS	1
	EX-4254016802	HOPPER MECHANISM L:6000mm WHITE	PCS	1
	EX-4253724300	MANUAL CRANK MECHANISM FOR SKY LIGHTS 2000NM 310mm STROKE	PCS	1





Commercial Group:

## STAY ARMS

Accessories chosen by Alumil for their excellent fitting and quality. All accessories are covered by the Alumil accessories guarantee.



Image	Accessory Code	Description	MU	Min Pack
	EX-4731955000	LASER TELESCOPIC 5 POSITION EURO GROOVE STAY ARM TOP HUNG	PCS	2
	EX-4731000000	STAY ARM FOR BOTTOM HUNG EURO GROOVE	PCS	2

## ***T/T MECHANISMS***

Commercial Group:

## TITL & TURN MECHANISM GIESSE

Fully concealed euro groove mechanism. Up to 100 kg and 180 degree opening angle. To be operated by the Alumil Handle without rosette.

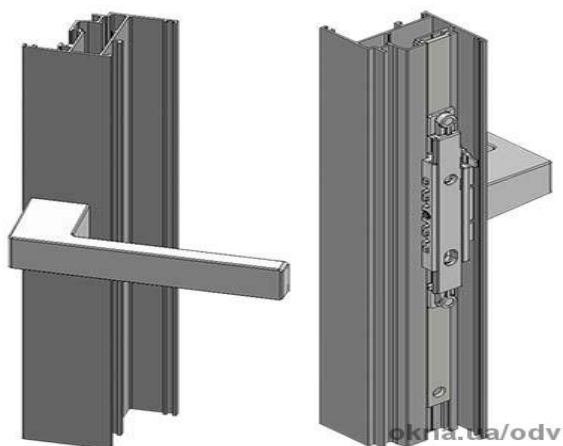







Image	Accessory Code	Description	MU	Min Pack
	EX-4004354200	KIT OF CONCEALED HINGES FOR SIDE HUNG LEFT	SET	1
	EX-4004354100	KIT OF CONCEALED HINGES FOR SIDE HUNG RIGHT	SET	1
	EX-4004355200	KIT OF CONCEALED HINGES FOR TnT T1 470-640mm LEFT	SET	1
	EX-4004355100	KIT OF CONCEALED HINGES FOR TnT T1 470-640mm RIGHT	SET	1
	EX-4004356200	KIT OF CONCEALED HINGES FOR TnT T2 601-1500mm LEFT	SET	1
	EX-4004356100	KIT OF CONCEALED HINGES FOR TnT T2 601-1500mm RIGHT	SET	1
	EX-3808071903	NP ULTRA HANDLE WITHOUT ROSETTE ALUMIL BLACK	PCS	1
	EX-3808071909	NP ULTRA HANDLE WITHOUT ROSETTE ALUMIL GREY 9006	PCS	1
	EX-3808071900	NP ULTRA HANDLE WITHOUT ROSETTE ALUMIL MILL FINISH	PCS	1
	EX-3808071902	NP ULTRA HANDLE WITHOUT ROSETTE ALUMIL WHITE	PCS	1

Image	Accessory Code	Description	MU	Min Pack
	EX-4053951000	SIDE HUNG GEAR TRANSMISSION FOR NP ULTRA	PCS	1
	EX-4053952000	T/T GEAR TRANSMISSION KIT FOR NP ULTRA	SET	1

## ***WEATHER STRIPING PILE***

Commercial Group:

**BRUSH SEALS TRI-FIN**

Triple membrane pile seal for excellent wind and dust insulation. Great form retention for long lasting sealing.







Image	Accessory Code	Description	MU	Min Pack
	EX-6206931003	TRI-FIN BRUSH PILE SEAL 10mm 5P QF BLACK	MET	250
	EX-6206931004	TRI-FIN BRUSH PILE SEAL 10mm 5P QF GREY	MET	250
	EX-6206930603	TRI-FIN BRUSH PILE SEAL 6mm 5P QF BLACK	MET	450
	EX-6206930604	TRI-FIN BRUSH PILE SEAL 6mm 5P QF GREY	MET	450
	EX-6206930703	TRI-FIN BRUSH PILE SEAL 7mm 5P QF BLACK	MET	400
	EX-6206930704	TRI-FIN BRUSH PILE SEAL 7mm 5P QF GREY	MET	400
	EX-6206930803	TRI-FIN BRUSH PILE SEAL 8mm 5P QF BLACK	MET	350
	EX-6206930804	TRI-FIN BRUSH PILE SEAL 8mm 5P QF GREY	MET	350
	EX-6206930903	TRI-FIN BRUSH PILE SEAL 9mm 5P QF BLACK	MET	300
	EX-6206930904	TRI-FIN BRUSH PILE SEAL 9mm 5P QF GREY	MET	300

Commercial Group:

## FILM SEAL WEATHER STRIPPING PILE

Single membrane pile seal for improved wind and dust insulation. Easy and silent operation with excellent quality.



Image	Accessory Code	Description	MU	Min Pack
	EX-6200340603	MEMBRANE BRUSH PILE SEAL 6mm 4P BLACK	MET	1050
	EX-6200340604	MEMBRANE BRUSH PILE SEAL 6mm 4P GREY	MET	1050
	EX-6200340703	MEMBRANE BRUSH PILE SEAL 7mm 4P BLACK	MET	900
	EX-6200340704	MEMBRANE BRUSH PILE SEAL 7mm 4P GREY	MET	900

Commercial Group:

## SIMPLE WEATHER STRIPPING PILE

Απλά βουρτσάκια στεγάνωσης  
συρόμενων συστημάτων από αέρα,  
σκόνη. Εύκολη και αθόρυβη  
λειτουργία με εξαιρετική ποιότητα  
και μεγάλη ποικιλία μεγέθους.




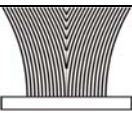
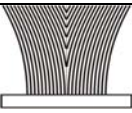
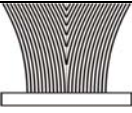
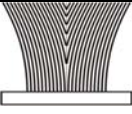
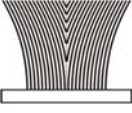



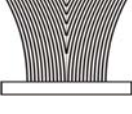
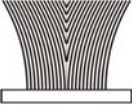
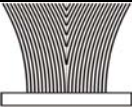

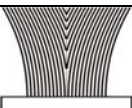
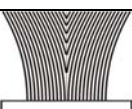
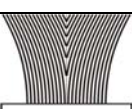




Image	Accessory Code	Description	MU	Min Pack
	EX-6206910003	BRUSH PILE SEAL 10mm 4P BLACK	MET	525
	EX-6206910004	BRUSH PILE SEAL 10mm 4P GREY	PCS	525
	EX-6206910002	BRUSH PILE SEAL 10mm 4P WHITE	MET	525
	EX-6206911203	BRUSH PILE SEAL 12mm 4P BLACK	MET	450
	EX-6206911204	BRUSH PILE SEAL 12mm 4P GREY	MET	450
	EX-6206911803	BRUSH PILE SEAL 18mm 4P BLACK	MET	375
	EX-6206911804	BRUSH PILE SEAL 18mm 4P GREY	MET	375
	EX-6206911802	BRUSH PILE SEAL 18mm 4P WHITE	MET	375
	EX-6206910404	BRUSH PILE SEAL 4mm 4P GREY	MET	1700
	EX-6206910503	BRUSH PILE SEAL 5mm 4P BLACK	MET	1500



Image	Accessory Code	Description	MU	Min Pack
	EX-6206910504	BRUSH PILE SEAL 5mm 4P GREY	MET	1500
	EX-6206910603	BRUSH PILE SEAL 6mm 4P BLACK	MET	1300
	EX-6206910604	BRUSH PILE SEAL 6mm 4P GREY	MET	1300
	EX-6206910602	BRUSH PILE SEAL 6mm 4P WHITE	MET	1300
	EX-6206910703	BRUSH PILE SEAL 7mm 4P BLACK	MET	900
	EX-6206910704	BRUSH PILE SEAL 7mm 4P GREY	MET	900
	EX-6206910702	BRUSH PILE SEAL 7mm 4P WHITE	MET	900
	EX-6206910803	BRUSH PILE SEAL 8mm 4P BLACK	MET	800
	EX-6206910804	BRUSH PILE SEAL 8mm 4P GREY	MET	800
	EX-6206910802	BRUSH PILE SEAL 8mm 4P WHITE	MET	800

# 2016

ΚΑΤΑΛΟΓΟΣ  
ΕΞΑΡΤΗΜΑΤΩΝ  
ACCESSORIES  
CATALOG

**Alumil**  
Building excellence every day

**HEAD OFFICES**

8 GOGOUSI STR., GR 56429  
EFKARPIA, THESSALONIKI  
T +30 2313 011000  
F +30 2310 692473

**FACTORY**

KILKIS INDUSTRIAL AREA  
GR 61100 KILKIS  
T +30 23410 79300  
F +30 23410 71988

**www.alumil.com**  
info@alumil.com

